



Voluntary **local** **review** of **Helsingborg**



HELSINGBORG

CONTENT

OPENING STATEMENT BY THE MAYOR	1
EXECUTIVE SUMMARY WITH AN OPEN INVITE TO H22 CITY EXPO	3
GOVERNANCE - AN OVERARCHING POLITICAL FRAMEWORK THAT LINKS SUSTAINABILITY AND QUALITY OF LIFE	5
GOVERNANCE – TO MEASURE AND UNDERSTAND QUALITY OF LIFE	7
GOVERNANCE - TO GUIDE AND CREATE THE CONDITIONS FOR NEW THINKING AND INNOVATION	7
GOAL 1. END POVERTY IN ALL ITS FORMS EVERYWHERE	9
GOAL 2. END HUNGER, ACHIEVE FOOD SECURITY AND IMPROVED NUTRITION, AND PROMOTE SUSTAINABLE AGRICULTURE	11
GOAL 3. GOOD HEALTH AND WELL-BEING FOR ALL	15
GOAL 4. ENSURE INCLUSIVE AND EQUITABLE QUALITY EDUCATION AND PROMOTE LIFELONG LEARNING OPPORTUNITIES FOR ALL	19
GOAL 5. ACHIEVE GENDER EQUALITY AND EMPOWER ALL WOMEN AND GIRLS	23
GOAL 6. ENSURE AVAILABILITY AND SUSTAINABLE MANAGEMENT OF WATER AND SANITATION FOR ALL	27
GOAL 7. ENSURE ACCESS TO AFFORDABLE, RELIABLE, SUSTAINABLE AND MODERN ENERGY FOR ALL	29
GOAL 8. PROMOTE SUSTAINABLE ECONOMIC GROWTH, EMPLOYMENT AND DECENT WORK FOR ALL	33
GOAL 9. BUILD RESILIENT INFRASTRUCTURE, PROMOTE INCLUSIVE AND SUSTAINABLE INDUSTRIALISATION AND FOSTER INNOVATION	39
GOAL 10. REDUCE INEQUALITY WITHIN AND AMONG COUNTRIES	43
GOAL 11. MAKE CITIES AND HUMAN SETTLEMENTS INCLUSIVE, SAFE, RESILIENT AND SUSTAINABLE	47
GOAL 12. ENSURE SUSTAINABLE CONSUMPTION AND PRODUCTION PATTERNS	51
GOAL 13. TAKE URGENT ACTION TO COMBAT CLIMATE CHANGE AND ITS IMPACTS	53
GOAL 14. CONSERVE AND SUSTAINABLY USE THE OCEANS, SEAS AND MARINE RESOURCES FOR SUSTAINABLE DEVELOPMENT	57
GOAL 15. PROTECT ECOSYSTEMS AND HALT BIODIVERSITY LOSS	61
GOAL 16. PROMOTE PEACEFUL AND INCLUSIVE SOCIETIES AND PROVIDE JUSTICE FOR ALL	65
GOAL 17. IMPLEMENTATION AND GLOBAL PARTNERSHIPS FOR SUSTAINABLE DEVELOPMENT	69
THE PANDEMIC'S PROBABLE IMPACT ON THE GOALS	71



HELSINGBORG

OPENING STATEMENT BY THE MAYOR

The Sustainable Development Goals have given the world a shared mission, a collective language, and a broad understanding that we must cooperate, collaborate and co-create rather than compete. Different city departments and different sectors have to collaborate more, and we need an even stronger exchange between cities, governments and the international community.

1

In 2021, the City of Helsingborg is presenting its first Voluntary Local Review. We welcome the international community's steps to engage and open for a more in-depth dialogue between cities. Our purpose in producing this report is to learn from others while also sharing our own experiences. But above all, the aim is to strengthen efforts to achieve our ambition:

Helsingborg strives to become a city where all people can enjoy a high quality of life but with a low environmental impact. We aim to combine sustainable growth and quality of life and offer a city where people and businesses can unleash their potential.

In Helsingborg, we often say that social sustainability is the goal, economic sustainability is the means and environmental sustainability is the condition required to achieve this.

Producing a VLR creates an opportunity for dialogue and mutual learning within the city's organisation, together with other cities and with decision-makers in the international forums and our own government.

The elements of governance highlighted in this report include a local policy context for the SDGs in Helsingborg and an effective monitoring system for measuring and understanding Quality of Life. This was developed in collaboration with RISE Research Institutes of Sweden in parallel with producing this report. The follow-up process regarding quality of life not only involves monitoring the progress linked to the SDGs, it also aims to measure the quality and values we aim to create for people through our work with sustainable development. We therefore connect our monitoring of quality of life with the driving ambitions of the 2030 Agenda.

We have also chosen to focus on how we govern and encourage innovation in relation to sustainability, and the challenges and opportunities of the future. As one of the most innovative cities in Europe, we share a small selection of some of the approaches and solutions we are testing in Helsingborg. We are proud of the fact that these come in a variety of forms, both high and low concept. Innovation can be the most high-tech solutions and large-scale investments, but it can also be manifested through daring to take a different approach to one's daily work, or creating the opportunity for citizens of different backgrounds to participate in the design of long-term planning processes. In our focused work with transforming our city into an enabler, there are two important concepts that have a clear touchstone in the Global Goals – "Leave No One Behind" and "Together". The enormous responsibility and mission that we as a city have must encompass everyone in the city, and we need to find smart ways of working together with the business sector, civil society, academia, and individual citizens in this. However, when we talk about sustainable development, the responsibility and mission involved stretch far beyond the city's boundaries.

Our work is not finished, but we have set the stage for the Decade of Action that will deliver on our shared ambition.

A handwritten signature in black ink, appearing to read "Peter Duvall". The signature is fluid and stylized, with a long horizontal stroke at the end.

EXECUTIVE SUMMARY WITH AN OPEN INVITE TO H22 CITY EXPO

In Helsingborg, we strive, we dare, and we do!

Since 2016, Helsingborg has been implementing a Quality-of-Life Programme, a city-wide instrument and steering document for the city's work relating to sustainable development, environment, and public health.

Our ambition is to create a Helsingborg where people can enjoy a high quality of life but with a low environmental impact, within planetary boundaries.

For the five years in total, Helsingborg has been awarded as Sweden's most environmentally friendly municipality. 2021 Helsingborg is ranked as number two. In May 2021, we were announced as one of the finalists to become Green Capital of Europe 2023. This is the result of a long-term initiative centred on citizens' quality of life. Helsingborg's most prominent successes are linked to how we have tackled environmental challenges associated with air, water, and noise pollution, waste management, energy efficiency and climate mitigation. The city has many concrete initiatives that are clearly linked to sustainable energy and sustainable consumption and production, and which involve the establishment of circular systems for resource use. In 2017 we updated our ecological footprint survey, which highlights one of the main challenges in our work with sustainability. If all humans on earth would live like a Helsingborg resident it would require resources equivalent to three earth globes. This is 25% less than average in Sweden but clearly exceeding the Planetary Boundaries. Many challenges remain in reducing our lifestyle's impact on the environment, and the work to do so requires close collaboration with the people who live and work in the city.

Helsingborg's primary challenges going forward are found within the realm of social sustainability. This involves reducing the health inequality between different socioeconomic groups, establishing a prioritised integration process for newcomers, and bolstering the perceived sense of safety and security in the city. Just a few years ago, the environmental discussion was more distinctly separated from discussions concerning social sustainability. Today we know better. We know that environment and public health are closely linked, and that social and environmental sustainability are a prerequisite for a sustainable economy in the long term. Our ambitions require giving those who work in the city the tools needed to measure and monitor, the methods for engaging and enabling, and the support and permission required to think and work in new ways.

Through the city's major welfare and innovation initiative H22, we are directing our focus on the sustainability goals of the 2030 Agenda. Working across the city's organisation and collaborating with more than 70 official partners, we have created new arenas for citizens, civil society, academia, and businesses to participate in the co-creation of solutions to future challenges. The ambition is that this will yield results on a local level, but also that solutions can be scaled up globally.

Ongoing innovation initiatives, some of which are briefly described in this review, will be manifested during an international city expo in the summer of 2022.

With less than ten years until the challenges are supposed to be solved, the cities of the world shoulder a great responsibility in implementing the 2030 Agenda. H22 City Expo will be a forum where we focus on what is needed to achieve local transformation and sustainable urban development based on three themes:

- improving quality of life, referring to life in the city and life between the buildings
- innovative welfare and urban development solutions
- and reinventing city governance, which concerns innovative leadership and facilitation in successful urban development.

2022 is the half-way point on the road to 2030. Helsingborg will use this milestone to showcase its own, and the world's, sustainability work through organising H22 City Expo, an international 35-day event where the world is invited to explore how we can together develop the sustainable, thoughtful, and smart city of the future. In addition to the city's own initiatives and the solutions developed by our partners, we also invite other cities to share their solutions and approaches. We will never reach our common goals if we don't work together.



GOVERNANCE - AN OVERARCHING POLITICAL FRAMEWORK THAT LINKS SUSTAINABILITY AND QUALITY OF LIFE

The policy context of Sustainable Development in Helsingborg incorporates several strategic documents adopted by the City Council. Our strategy is to create and improve structures in society that strengthen the opportunities of our citizens to live a good and healthy life. We also encourage and enable citizens to make sustainable choices in their everyday lives and strive to create the right conditions for innovative and climate-smart solutions to emerge.

The Quality-of-Life Programme is our plan for the SDGs and it consists of politically set ambitions or directions. These describe which changes the city needs to make to ensure everyone in Helsingborg has access to a high quality of life. These directions each have three focus areas that define what the city wants to do. See summary picture below. The programme is currently being updated.

The focus areas are based on Helsingborg's biggest challenges and are connected to the 2030 Agenda for Sustainable Development, as well as Sweden's national health and sustainability goals.

The Quality-of-Life Programme is primarily directed at the City of Helsingborg's departments, committees, and municipally owned enterprises. The desire to promote a good quality of life should permeate every aspect of the work being done within the municipality. Municipal departments and enterprises implement the programme in their planning through their mission and assignments.



GOVERNANCE – TO MEASURE AND UNDERSTAND QUALITY OF LIFE

Quality of life is a subjective experience. It is affected by how we as individuals feel, how we view the world around us, and our ability to change it.

There are a few necessary conditions for a high quality of life, such as good health, having an occupation, feeling like an active member of society, economic stability, and experiencing a sense of comfort and security. As a city, we need to create a strong foundation for these conditions to be as equally accessible as possible for our citizens.

Since the Quality-of-Life Programme was adopted in 2016, the City of Helsingborg has conducted two follow-ups on quality of life in the city. Around sixty indicators have been analysed and compiled in the form of reports. However, both reports have made us question the current state of quality of life in Helsingborg. Are our efforts moving us in the intended direction? Are we measuring the values we strive to create?

To answer these questions, we have launched a collaboration with RISE Research Institutes of Sweden. We want to create a methodology for how cities can measure and monitor the development of the values they seek to create.

We need to follow the development of both objective and subjective values in order to accurately describe quality of life. The follow-up must be based on evidence and have clear links to quality of life. The reports are intended to be used as support in the planning of our operations and to help better prioritise and set goals in our steering documents.

A Helsingborg Model for monitoring and measuring quality of life in a city will be launched during the H22 City Expo, summer of 2022. Here, we will open up for international discussion and dialogue between cities and researchers on how we can best monitor and follow up on the values we seek to create for the city and its citizens.

GOVERNANCE - TO GUIDE AND CREATE THE CONDITIONS FOR NEW THINKING AND INNOVATION

Based on the set policy directions, goals, and ambitions for the city, as formulated in steering documents such as the Quality-of-Life Programme, the city organisation has defined challenges where radically new approaches are needed and where external collaboration is key for the city. How do we make the city's development more democratic? How do we reduce loneliness in the city?


What does the school of the future look like? In a unique approach, these and other overarching challenges are made accessible through an open innovation database where they are clearly contextualised in relation to global trends, the SDGs, and the city's work with Quality of Life.

The challenges are defined based on citizens' needs and form the basis for our innovation initiatives. In a joint effort, we take on the city's challenges across city department/enterprise boundaries, and we prioritise innovation initiatives in areas where we assess the need is greatest. To succeed in our challenge-driven innovation work, we will need to:

- work in the spaces in between organisations,
- communicate why, how, and what we do, and
- enlist the help of a range of different (often new) competencies.

Currently, there are more than 240 ongoing innovation initiatives openly accessible in the database, open to inspire agile and responsive innovation in co-designing the city. To assist us, we have developed an innovation model that depicts the process from idea to innovation launch. The model consists of three steps:

- Understand a need and formulate ideas to meet said need.
- Develop the smallest and best solution and move quickly to testing, then learn, build a new version, and test again.
- Evaluate whether the solution creates value or not, and if so, scale up so that it can be used by every person who needs it.





GOAL 1. END POVERTY IN ALL ITS FORMS EVERYWHERE

From an international perspective, the level of poverty in Sweden is low. But in relation to our domestic circumstances, there are also poor households and individuals in this country. In Sweden, municipalities oversee a large proportion of the social support and care provided to those who are economically vulnerable. This support is far-reaching, and no one is supposed to be left behind. Long-term unemployment and long-term sick-listing cause economic difficulties for individuals who may need financial support or other help from society in order to move forward. Despite the support and safety nets available in Sweden, there is a problem with homelessness.

Development of the indicators for goal 1:

Indicator	Gender	Data for Helsingborg	Helsingborg trend since 2015	Other larger cities in Sweden
Residents 0-19 y in economically challenged households, of total households with children y 0-19 (%) Source: Statistics Sweden (Kolada ID: N02904)		13.3% (y 2018)		9.9 (2018)
Adult aid recipients with long-term financial assistance, proportion (%) of the population Source: Swedish Board of Health and Welfare (kolada ID: 31816)	♂	2.0% (y 2019)		1.5 (2019)
	♀	2.0% (y 2019)		1.5 (2019)

Arrow pointing up: positive development; Arrow side: development stagnated; Arrow pointing down: negative development

ANALYSIS

To learn about the development of the goal's indicators in Helsingborg, we monitor the proportion of children and young people growing up in economically challenged households and people who have needed financial aid for a long period of time. Influencing the development of these indicators requires long-term efforts with multiple initiatives, especially regarding Goal 4 – Quality education and Goal 8 – Decent work and economic growth.

Children and young people growing up in economically challenged households

The proportion of children and young people growing up in economically challenged households decreased before the pandemic. But in Helsingborg, there is a larger proportion of children living in economic vulnerability compared to many other larger cities in Sweden, which is the result of higher unemployment. Fewer children are growing up in economically challenged households now compared with after the financial crisis of 2009, when the indicator for child poverty was around 18 per cent.

Individuals with a lack of education, those with a low pension, and single parents are groups who are increasingly facing financial difficulties. Children living in households with a challenging economy are a group who themselves have no power to influence their situation, which is why municipal efforts are particularly important. Growing up in poverty has a strong negative impact on a child's life prospects. Children in families experiencing economic difficulties are less able to participate in society, often perform worse academically, have uncertain living conditions, while also feeling that a path to realising their dreams is not available to them. Furthermore, children are affected by their parents' economic concerns and the uncertainty that comes with living without a buffer. This can impact their mental health.

Residents with long-term financial assistance

The unemployment rate in Helsingborg is slightly higher than the national average in Sweden, especially among the younger population. Long-term unemployment risks leading to long-term dependence on financial aid. There is an over-representation of people who do not have an upper-secondary education among those who have received long-term financial assistance. These are the main reasons why Helsingborg has a larger proportion of residents with long-term financial assistance than other larger cities in Sweden. To defeat poverty in this target group will take a lot of effort from the public society, due to the complexity of the problem.

A GLIMPSE OF WHAT WE ARE TESTING IN HELSINGBORG

Bostad Först (Housing First) - challenging homelessness

Housing First is based on the fundamental principle that housing is a basic human right. Secure accommodation allows people to take control of their own lives.

Support from Housing First is adapted to each person and is based on the individual themselves participating and establishing their goals, their plans for the future, and planning any treatment for substance abuse or mental ill-health. There are no extra requirements set for receiving support, for example, that you must be sober to retain your lease. The conditions that apply to all tenants apply within Housing First, i.e., that you comply with the lease agreement.

85 per cent of those who have been granted primary leases have been able to retain them. This result is in line with positive outcomes from other experimental projects that have been conducted internationally.

2 ZERO HUNGER



GOAL 2. END HUNGER, ACHIEVE FOOD SECURITY AND IMPROVED NUTRITION, AND PROMOTE SUSTAINABLE AGRICULTURE

The municipality is responsible for putting food on the table for thousands of students, pre-school children, and senior citizens who receive care and home help service every day. The municipality is responsible for city planning and land use, and is thereby also responsible for efficient land and water management to provide and secure long-term food provision both locally but also contribute to the national food provision. The soil in Helsingborg is in particular good for agriculture and cropping. By working to improve natural, groundwater and drinking water quality, preserve arable land, promote biodiversity, reduce food waste, and serve nutritious food within schools and health and social care services, the municipality is contributing to achieving the ambitions of goal 2. Public meals provision contributes to reducing climate impact, to an increased sense of community, and a lower risk of malnutrition among seniors and children from economically challenged households.

The municipality's Environmental and Health Control Authority also supervises food production and food handling in the city, which helps ensure secure food handling. Through our consumption and production, we also affect other countries' prospects of achieving the goal.

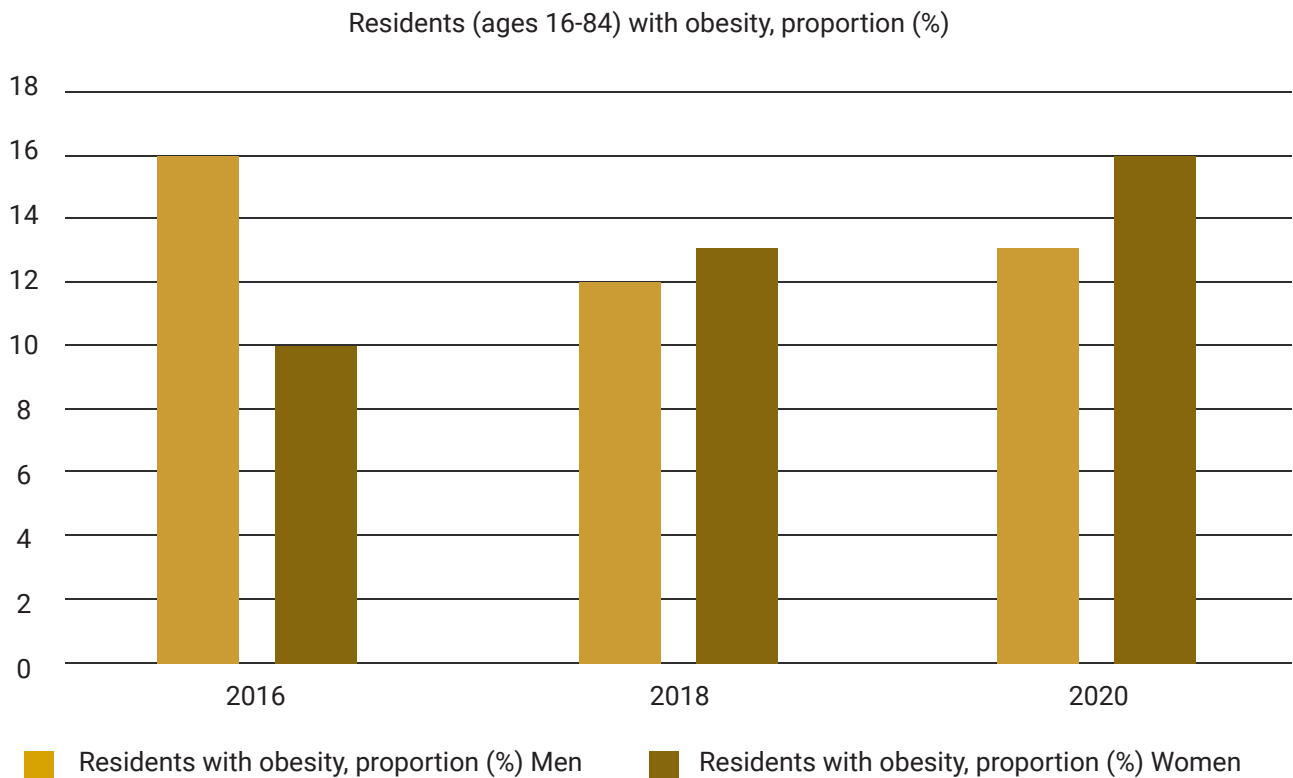
Development of the indicators for goal 2:

Indicator	Gender	Data for Helsingborg	Helsingborg trend since 2015	Other larger cities in Sweden
Residents with obesity, age 16-80 y, proportion (%) Source: Swedish Public Health Agency, Kolada ID (U01411)	♂	13 (2020)	↗	15 (2020) ↘
	♀	16 (2020)	↘	16 (2020) ↘
Organically farmed land (%) proportion of total arable land Source: Swedish Board of Agriculture Kolada ID (N00403)		4 % (2019)	↗	21 (2019) ↗
Food waste kg/ind./year Source: nsr.miljobarometern.se		19,67 kg/ind	↗ (the local goal is maximum 11 kg/ind/year to 2024)	

Arrow pointing up: positive development; Arrow side: development stagnated; Arrow pointing down: negative development

ANALYSIS

Hunger is not generally a problem in welfare states like Sweden. The challenge has more to do with reducing the overconsumption of food that leads to high food waste and obesity among the population, as well as bolstering the domestic food supply and creating sustainable agriculture.



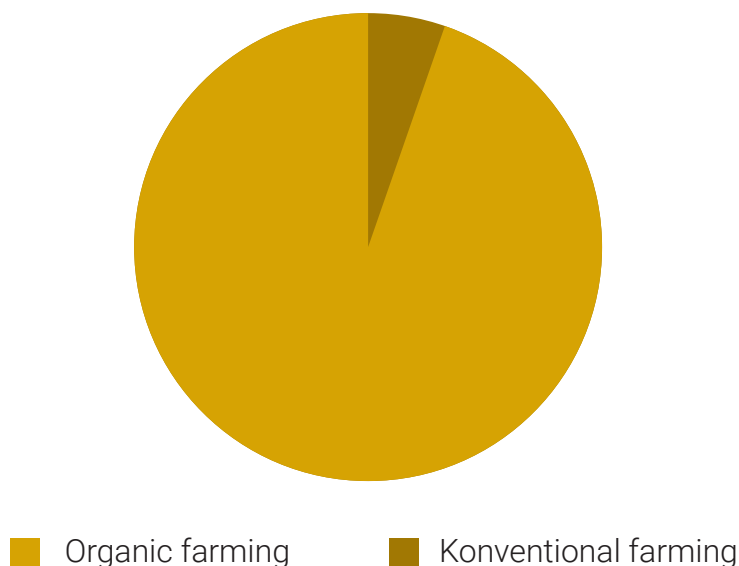
Obesity among women in Helsingborg has increased in recent years, while at the same time the level is dropping among men. This is a reversal of how the trend has developed traditionally. Obesity is also becoming more common among children and young people. A lack of physical activity is another factor influencing obesity.

Food waste, i.e., the amount of edible food being thrown away, has decreased per capita since 2017. The lowest food waste figure was in 2018, with 14 kg/citizen.

Organic farming share in Helsingborg

The region of Skåne accounts for a large proportion of Sweden's food production. Helsingborg is a municipality with 75% arable land, making our municipality an important food producer. In Helsingborg, agriculture is conducted at a large scale. However, the variety of crops grown is limited and does not represent the range of foodstuffs required for a higher degree of local self-provision. A very small proportion of the agricultural activities are conducted using organic farming methods, but the percentage has still doubled in only a few years. With that being said, it only represents a meagre 4% of the arable land. Expansions of infrastructure and residential areas are competing for the land, which risks reducing the amount of arable land available.

Organic farming, of total land (%)



A GLIMPSE OF WHAT WE ARE TESTING IN HELSINGBORG

The Smart Food Project - sustainable menus and less food waste

Since 2018, the school kitchens of Helsingborg have been working to reduce food waste and increase the amount of vegetables used in the food. This is part of an effort to reduce the food's climate impact and contribute towards the students being offered a nutritious diet. The schoolchildren and students have been involved in the initiative, in part to make them aware of where their food comes from, but also the effects it has on the climate and their health. The school kitchens in Helsingborg have been given the educational task of promoting seasonal produce in pupils' diets in order to increase demand for locally produced food with greater variation.

In addition to resulting in a more varied and nutritious diet, the initiative has reduced food waste by 49 per cent and has lowered the climate impact from school lunches by 25 per cent. “The cooks in our schools began measuring food waste in 2017. We then set our goal, trained our staff, and arranged meetings with experts in the field of sustainable food and cooking. Throughout the process, we’ve supported and encouraged the creative solutions from all our school kitchens.”

– Cecilia Larsson, SmartMat Hbg, project manager



3 GOOD HEALTH AND WELL-BEING



GOAL 3. GOOD HEALTH AND WELL-BEING FOR ALL

Public health in Sweden is generally good compared to most countries. The average life expectancy is high. The healthcare provided in Sweden is considered good and there is public access to tax-funded healthcare for those who need it. The regions are responsible for providing healthcare, and the municipalities oversee many of the welfare services that greatly affect people's health throughout their lives – school, care and social services, as well as leisure and cultural activities and urban planning. By way of their core assignments and activities, municipalities have an opportunity to work in ways that prevent disease and promote health. Many of the SDG's targets are related to challenges facing Sweden and Helsingborg. However, not all targets are relevant in a Swedish context. We need to work more with the growing health divides between different social groups, preventing disease, promoting good mental health, preventing suicide and substance-abuse problems, and engaging more people in physical activity.

Development of the indicators for goal 3:

Indicator	Gender	Data for Helsingborg	Helsingborg trend since 2015	Other larger cities in Sweden
Residents who perceive themselves in good health, proportion (adult population) (%) Source: Swedish Public Health Agency Kolada ID (U01405)	♀	63 (2020)	↘	69 (2020) ↘
	♂	72 (2020)	↘	75 (2020) ↘
Pupils in grade 9 who perceive their health as good or fairly good, proportion (%) Source: Research study Young Lifestyle (Ung livsstil 2018)	♀	80 (2018)	↘	No data available
	♂	87 (2018)	↘	No data available
Average lifespan (years) Source: Statistics Sweden Kolada ID (N00925) Average lifespan (years) Source: Statistics Sweden Kolada ID (N00923)	♀	84.1 (2019)	↗	84.3 (2020) ↗
	♂	80.2 (2019)	↗	80.9 (2020) ↗
Individuals on long-term sick leave with mental illness or symptoms of behavioural disorders, proportion (%) Source: Swedish Social Insurance Agency Kolada ID (N74811)	♀	51.7 (2018)	↘	55.4 (2018) ↘
	♂	40.4 (2018)	↗	44.8 (2018) ↘

Arrow pointing up: positive development; Arrow side: development stagnated; Arrow pointing down: negative development

ANALYSIS

Goal 3 is largely dependent on the progress made in other areas. Combatting poverty, creating good education opportunities for all, good working conditions, and financial growth – in addition to making cities and communities sustainable – strongly influence the opportunities for ensuring good health among the population. Also, the environment impacts people's health both in the short and long term.

Health is not only influenced by one's genes and lifestyle, but also (and especially) underlying factors that are impacted by our immediate surroundings, opportunities, and access to a good education, recreation, relationships and social interactions, and employment. How people perceive their life situation, their surroundings, and their faith in the future also play a part. Therefore, the goals concerning equal opportunities, gender equality, and peaceful and inclusive communities also factor in.

The goal and its targets have largely been fulfilled in Helsingborg. However, there are some challenges pertaining to the growing difference in health between men and women, between groups with varying educational backgrounds, and between individuals born in Sweden and those of foreign origin. Among young women, non-binary and LGBTQ individuals, as well as people with disabilities, mental ill-health is more prevalent compared to other groups. There are multiple consequences of mental ill-health, the most serious of which lead to increased violence in society, various forms of substance abuse, and in some cases, suicide.

Preventative and health-promoting efforts start with, among other things, more physical activity

Children and young people who are physically active are more likely to perceive their health as good compared to children who are not as active. They also perform better academically compared to those who are physically inactive. We know from health surveys that a large proportion of the adults in Helsingborg remains motionless for most of the day. The majority also use their car for travelling shorter distances between 1–3 km rather than going by foot or bicycle. Low physical activity, as well as social inactivity and sense of loneliness has a negative effect on health perception. In Helsingborg 19 per cent of the men report that they have no close friend to rely on for emotional support. Sense of loneliness is first and foremost a growing problem among the elderly. That is why we need to invest more in engaging people in physical and social activity, and work to promote health and prevent illness at as early a stage as possible in our children's and young people's lives and prevent loneliness among the elderly. Increased physical activity also reduces the risk of mental ill-health.

Physical and mental health are two priority areas in upcoming strategic steering documents for sustainable development - the Quality-of-Life Programme, where we place particular emphasis on closing health gaps to ensure we leave no one behind.

A GLIMPSE OF WHAT WE ARE TESTING IN HELSINGBORG

There are several examples of initiatives aimed at improving people's quality of life in Helsingborg. The city is using innovative approaches so that the physical environment promotes health and equality through thoughtful design, the participation of children and young people, environments adapted for individuals with dementia, and equality-based certification for inclusive public spaces. We are looking into innovative methods for creating conditions for good health among children and young people, such as prescribed physical activity, health-promoting schools, and methods for existential health.



GETTING MYSELF TO SCHOOL

– A PROJECT TO PROMOTE WALKING AND BIKING TO SCHOOL



GYMS AT ELDERLY CARE HOMES



LEARN TO BIKE FOR ADULT WOMEN BORN ABROAD



















GOAL 4. ENSURE INCLUSIVE AND EQUITABLE QUALITY EDUCATION AND PROMOTE LIFELONG LEARNING OPPORTUNITIES FOR ALL

All children living in Sweden have access and are entitled to a public and free mandatory education. The municipality is responsible for large parts of the education system, from early preschool to upper-secondary education. Graduating is of great significance for the individual's future perceived quality of life, health, and well-being. For many children and young people, school is their only safe space, making it particularly important for these groups. The municipality is responsible for making schooling as equitable as possible and ensuring that the quality of the education and the qualification levels do not differ significantly for children depending on which residential area they grow up in.

The schools are also tasked with ensuring that all students gain the knowledge required to promote sustainable development, for example, through teaching them about the field itself, about sustainable lifestyles, human rights, gender equality, promoting a culture of peace, and also the value of cultural diversity and how culture contributes towards sustainable development.

Development of the indicators for goal 4:

Indicator	Gender	Data for Helsingborg	Helsingborg trend since 2015	Other larger cities in Sweden
Children, ages 1–5y registered at a preschool, proportion (%) Source: Swedish National School Agency and Statistics Sweden Kolada ID (N11800)		86 (2020)		86 (2019) 
Pupils in grade 9 qualified for vocational programme at upper secondary school level, home municipality, proportion (%) Source: Swedish National School Agency and Statistics Sweden, Kolada ID (N15428)	♂	84.8 (2020)		86.8 (2020) 
	♀	87.7 (2020)		86.8 (2020) 
Pupils in grade 9 happy with their school as a whole, positive answers, proportion (%) Source: Swedish Schools Inspectorate school survey, Kolada ID (N15535)		71 (2020)		68.1 (2020) 
Upper-secondary school students with diplomas within 4 years, home municipality, proportion (%) Source: Statistics Sweden Kolada ID (N17461)	♂	71.9 (2020)		69.2 (2020) 
	♀	80.8 (2020)		74.3 (2020) 
Residents aged 25–64 with university-level education, proportion (%) Source: Statistics Sweden, Kolada ID (N01982)	♂	37.6 (2019)		40 (2019) 
	♀	47.4 (2019)		51.3 (2019) 

Arrow pointing up: positive development; Arrow side: development stagnated; Arrow pointing down: negative development

ANALYSIS

Education creates positive conditions for good health and for finding employment. In Helsingborg, the proportion of individuals with a higher education has increased, similar to other large cities, even if the proportion remains somewhat smaller in Helsingborg. This increase can largely be attributed to the establishment of Lund University Campus Helsingborg 15 years ago. Lund University has world recognition (#97, QS World University Rankings, 2021). The establishment has created new opportunities for businesses in Helsingborg, which in turn has shifted the city character from one characterised by trade and industry to a city that offers more academic employment opportunities.

Our challenges involve ensuring that all boys and girls finish their mandatory education with the qualifications needed for upper-secondary school, and that everyone finishes their upper-secondary studies. There are differences between the municipality's different elementary schools in terms of the proportion of qualified students after finishing their mandatory education. Pupils with parents with higher education and children with parents born in Sweden have an easier time finishing long study programmes. Most pupils in grade 9 say that they are satisfied or very satisfied with their school and the teaching there.

Another challenge is ensuring that the upper-secondary programmes match the needs of the labour market and that students are attracted to programmes for professions and industries where skilled labour is needed. Girls and boys still choose programmes based on stereotypical gender norms regarding professions, which leads to female and male representation in various labour market industries seemingly will remain unequal for a long time to come.

The number of children attending preschool has increased somewhat since 2015. Maintaining a high level of preschool attendance is important, as this provides both parents an opportunity to work, and it gives the child access to a teaching environment, prepares them for school and gives them a place to interact with other children early in life. Over the past couple of years, the City of Helsingborg have also worked to increase the staff density at municipal preschools. Higher staff density means better conditions for meeting children's needs in terms of visibility and attention in preschool.

A GLIMPSE OF WHAT WE ARE TESTING IN HELSINGBORG

Drottninghög School - The Brain-Pulse-Joy Project

This innovative school project uses movement to create a sense of security and the ability to work in peace. When Drottninghög School launched this major health project in 2017, they started from research showing that physical activity improves academic results. Using the guiding words of Brain-Pulse-Joy, they created a school day for pupils aged 6–12 that included daily “brain breaks” and 30 minutes of “pulse joy”. Additionally, they introduced a 20-minute class on values every day, and at least 60 minutes of outdoor lessons per week.

In making the transition from being a school that suffered from substantial problems with learning disruptions, low grades, and situations involving threats and violence to becoming one of Sweden's top schools when it comes to health-promotion approaches, the results are apparent – improved academic performances, learning environments, and safety. During the project's first year, the number of reports of threats and violence at the school dropped significantly.

Today, the concept is being used at several schools, even outside Helsingborg and Sweden's borders.





The Environmental Workshop – sowing the seeds of sustainability

Each year, Miljöverkstaden (the Environmental Workshop) meets with 10,000 elementary school students for lessons, projects, and outdoor activities. The aim is to engage pupils in learning about a sustainable future, a healthy and clean environment, and to inspire them to care for nature. Biodiversity and participation in the development of green structures in the city are included in the programme.



GOAL 5. ACHIEVE GENDER EQUALITY AND EMPOWER ALL WOMEN AND GIRLS

Municipalities shall provide equal service to women and men, girls and boys, and promote gender equality in how society is developed. This is a matter of human rights, but also involves implementing more qualitative and effective societal development. The municipalities' responsibility to work towards this goal requires that operations and activities are being planned with a gender equality perspective. The municipal service needs are being met with equally good quality for both men and women and that resources distributes equally between the genders. This also involves how the municipality's officials treats and communicate with the residents without any assumptions of stereotypical notions of how women and men, girls and boys are expected to behave, how they should look, or what their interests and opinions are.

23

The municipality has a special responsibility to prevent all forms of physical, psychological, and sexual violence, harassment, and violations against women and girls. As a major employer in a female-dominated sector, the municipality shoulders a particularly great responsibility regarding women's working conditions. Through the wide-reaching mandate of the city, it can encourage others to work towards achieving gender equality at all workplaces and in all societal sectors.

Development of the indicators for goal 5:

Indicator	Gender	Data for Helsingborg	Helsingborg trend since 2015	Other larger cities in Sweden
Full-time employees (100% actual employment rate) with monthly payment from the municipality, proportion (%) Source: Swedish Municipalities and Region's worker and salary statistics Kolada ID (N00209)	♂	69 (2019)	↗	69 (2019)
Full-time employees (100% actual employment rate) with monthly payment from the municipality proportion (%) Source: Swedish Municipalities and Region's worker and salary statistics Kolada ID (N00209)	♀	83 (2019)	↗	84 (2019)
Days of parental leave used by men, proportion of total parental leave days (%) Source: Swedish Social Insurance Agency, Kolada ID (N00943)		27.3 (2020)	↗	30.1 (2020)
Compensation days for care of sick child taken out by men, proportion of the total number of compensation days for care of sick child (%) Source: Swedish Social Insurance Agency, Kolada ID(N00945)		39.3 (2020)	↗	39.7 (2020)
Women's median income as a percentage of men's median income, proportion (%) Source: Statistics Sweden, Kolada ID (N00952)		79.5 (2019)	→	81 (2019)

Arrow pointing up: positive development; Arrow side: development stagnated; Arrow pointing down: negative development

ANALYSIS

From a global perspective, Sweden shows good progress when it comes to gender equality, but from a Swedish perspective, Helsingborg falls a little bit short of other larger Swedish cities, and the differences between men and women's economics, health and work opportunities are still significant in the country as a whole. Most of the days allotted to parental leave are used by women (73%) and most of the caring for sick children is done by women (Helsingborg's numbers). The number of parental leave days used by men is increasing, but the men of Helsingborg use fewer days compared to other large cities. The central goal, not only in Helsingborg but in the whole country, is to increase the proportion of women with full-time employment, especially among women with foreign origin. As an employer, The City of Helsingborg applies full-time as a norm and competence-based recruitment as routine when employing staff, trying to make labour force as representative to the population as possible.

What is more difficult to influence is the gender division in terms of the unpaid care provision and domestic work. Time studies show that there is a particularly uneven division among heterosexual couples, where women do most of the domestic work. These are significant factors to be considered when approaching the objective of establishing more women in full-time employment. The motivations behind this objective are many, not least to increase economic equality and economic growth.

Female representation in political positions, in decision-making and ownership roles within the business sector, and in high-up positions within public institutions is still unfavourably skewed, according to reports from the County Administrative Board of Skåne (ettjämställt-skåne.nu). Industries are still associated with typically male or female professions. Salaries are not equal, and work done by women is not viewed as equal to that done by men. Women's median income as a proportion of men's median income has not increased in Helsingborg in the last couple of years.

A GLIMPSE OF WHAT WE ARE TESTING IN HELSINGBORG

Gender equality in welfare payments

In Sweden, income support is provided through a social security welfare system. It is a fundamental safety net for citizens in terms of ensuring an adequate quality of life during challenging periods. Seeing to it that these payments are made falls within the mandate of the municipality. It is the household that has informed who the payment should be done to. As it has generally been the case that the man of the household has been the recipient of this money, Helsingborg will from the 1st of September 2021 split the payments 50/50 between the partners in the household in all cases, following a decision made by the municipal executive board on the 7th of April 2021. This is a crucial step towards empowering women and not forcing them to depend on a husband, in addition to contributing towards economic equality across genders.

Happy papa

Visionsfonden welcome big and small ideas from the inhabitants of Helsingborg for developing and changing Helsingborg towards the future and our vision of becoming a creative, vibrant, common, global and balanced Helsingborg. Visionsfonden is financed by the city. One project that recently been granted funds are "Happy Papa". The project aims to encourage fathers to take parental leave with their children (0-3 years old) by making it easier for fathers on parental leave to connect and socialize with other fathers.

Men only take out 20 percent of the parental benefit days before the child's second birthday. This leads to a negative impact on women's wage development, income development, careers and pensions. In active social parenting, secure competent fathers take more parenting days. The creator of the idea wants to create a social robot with the messaging service Telegram's function "Friends nearby". With the help of the Telegrambot, a member informs the network that right now they are on their way out and what their plans are. Other fathers nearby are notified and can join.





GOAL 6. ENSURE AVAILABILITY AND SUSTAINABLE MANAGEMENT OF WATER AND SANITATION FOR ALL

The municipalities are responsible for access to water and sewage systems, as well as protecting water through ensuring drinking water quality and the effective treatment of wastewater. On an international level, Swedish municipalities provide high-quality drinking water and proper wastewater treatment. Despite good access to water and sewage systems, there is still a need to improve water quality and reduce the contamination and eutrophication of lakes and waterways. The municipality is responsible for implementing many of the measures required to improve water quality in its role as a producer of water and sewage systems, a land owner, planner, and supervisory authority. The municipality is also collaborating with other land owners to improve water treatment and prevent problems with water shortages and water quality.

In Helsingborg, Nordvästra Skånes Vatten och Avlopp (NSVA) and Sydvatten are responsible for providing water and treating wastewater in Helsingborg. Both are municipally owned enterprises in which the City of Helsingborg is part-owner.

Development of the indicators for goal 6:

Indicator	Data for Helsingborg	Helsingborg trend
Water catchments with water protection area, proportion (%) Source: County Administrative Board of Skåne, Kolada ID (N85069)	100 (2019)	➡
Area of restored wetlands in the past 10 years Source: City of Helsingborg	2 ha (2020)	↗
Ecological status of surface water bodies - describe WFD status. (According to EU Water Framework Directive 2000/60/EC)	Good: 2 Poor: 3 Unsatisfied: 1 Bad: 4 (2019)	↗
Ecological status of groundwater bodies - describe WFD status. (According to EU Water Framework Directive 2000/60/EC)	Good: 10 Poor: 1 (2019)	➡

Arrow pointing up: positive development; Arrow side: development stagnated; Arrow pointing down: negative development

ANALYSIS

Drinking water from groundwater bodies

The drinking water supply and quality in Helsingborg is very good, with very few disruptions in the supply and no notable incidents involving poor water quality. However, during dry springs and summers, some restrictions on water usage needed to be imposed to save water. The summer of 2018 was one such example.

Helsingborg has three groundwater Source Protection Zones (SPZ). Two SPZs are for protecting public tap water and one is for the industrial production of bottled water. The Environmental Office ensures that pollution prevention regulations are being followed. This is done by providing information to residents and companies, and through on-site inspections and follow-ups. The quality of the groundwater is good in Helsingborg.

Wastewater

Our Urban Waste Water Treatment Plant works with completely biological processes that purify the water to levels in line with the EU Urban Waste Water Directive (WWD). 10% of the wastewater pipelines in Helsingborg are combined pipelines that we are in the process of upgrading to duplicate system.. Contamination of the wastewater from both residential and industrial areas is a problem. Since 2009, NSVA has worked to make residents and stakeholders aware that sewage is not a garbage bin.

The energy in the outgoing water is utilised by the energy company Öresundskraft. Surplus heat is utilised as district heating in Helsingborg. In 2019 2,780 tons of sludge (DS) were produced, of which 53% was returned to agricultural land. The remainder is used mainly to cover terminated landfills. Methane is upgraded on site to biogas sold on the European gas network.

Stormwater as a resource for biodiversity

In Helsingborg stormwater is used as a resource to increase the attractiveness of urban areas with respect to recreation, natural values, and biodiversity. Open streams and detention and retention ponds in strategic locations are used for flood control and stormwater runoff treatment to improve water quality.

Natural water, rivers, and wetland areas

There are no natural lakes in Helsingborg, but there are a few rivers and streams. All water bodies need to reach a good environmental quality standard (EQS) status by 2027, with the exemption of one coastal water body which needs to achieve moderate status by 2027. The ecological statuses of the rivers are poor due to long-term agriculture and urban activities. The city has since 1992 created 100 new wetlands, contributing to the increased retention of nitrogen and phosphorus and less leakage of those nutrients into the rivers. Helsingborg has also created 10-metre-wide cultivation free zones, "two-stage ditches", along streams. This regulates stream flow, prevents erosion, reduces nutrient enrichment, and benefits biodiversity. The city also works towards restoring streambeds and removing migration barriers in our streams. 30 % of the city's surface water bodies have a higher ecological status now compared to 2009.

The Wetland Development Action Plan 2020-2026 (WDAP) stipulates the goal to create at least seven new wetlands or other water conservation measures in this period. Yet it would take a 100 ha of new wetland to create a good status in the river of Råå.

A GLIMPSE OF WHAT WE ARE TESTING IN HELSINGBORG

The ground-breaking Three Pipes Sewer System / Reco Lab – a unique treatment plant

We are creating a new residential area, Oceanhamnen with around 1,500 households and office spaces, that is equipped with the unique Three Pipes Sewer System. This means that wastewater from each household is sorted into three separate pipes; black water (from vacuum toilets), grey water, and ground food waste. This special infrastructure makes it possible to increase the recovery of biogas, potable water, and clean nutrient fractions, and decreases harmful emissions. In short, the system creates more sustainable wastewater management.

Reco Lab is both a wastewater treatment plant for the Three Pipes system and a test bed. Reco Lab is a collaboration between the municipal water, waste, and energy companies together with the city, and a showroom was inaugurated in May 2021. Reco Lab is a unique knowledge hub where the development of local nutrient, water, and energy cycles will be demonstrated. The facility frees up capacity at the existing Urban Waste Water Treatment plant, UWWTP, to be used for potential methods such as drug-residue treatment.

A closer look at emissions from greenhouses

Helsingborg's Environmental Control Authority's inspection of commercial greenhouse farms and environmental monitoring of waterways has shown that pesticides spread into the waterways from greenhouses, despite the use of closed systems. This has prompted a government review of the rules for handling plant protection products in greenhouses in Sweden. Several recent studies have shown that greenhouses leak plant protection products. Helsingborg is the municipality with the most greenhouses in Sweden and in some waterways there have been elevated levels of such products linked to greenhouses. Since 2019, the focus of the greenhouse inspections has been on reducing these emissions into waterways. Sweden needs to have national guidelines on how leakage from greenhouses should be handled, for example through supervision at the municipal level where we have a dialogue with government agencies about local experiences.

The city is also part of a reference group in a composting experiment involving plant waste from greenhouses where researchers from the Swedish University of Agricultural Sciences (SLU) will look at how well fly larvae break down pesticides in the waste. These compost heaps can be a source of leakage.

Three pipes sewer system

A waste sorting, circular sewer system for 2000 people in a new central district

Heat recovery

Water recovery

Biogas

Greywater

Blackwater

Food water

Sustainable fertilizer products



7 AFFORDABLE AND CLEAN ENERGY



GOAL 7. ENSURE ACCESS TO AFFORDABLE, RELIABLE, SUSTAINABLE AND MODERN ENERGY FOR ALL

Swedish energy companies can be both publicly and privately owned. Öresundskraft AB, the city's energy company, is fully owned by the city. It distributes electricity, in addition to producing and supplying district heating and cooling. Helsingborg is at the forefront of creating a sustainable energy system with renewable energy sources and, in collaboration with major energy operators, utilising residual heat from industrial processes and waste management. Öresundskraft AB ensure public access to economically viable, reliable, and sustainable energy services. Through urban development and planning, the municipality promotes the availability of sustainable energy for citizens and businesses, and the energy efficiency of urban development. In terms of procurement, the municipality can set requirements regarding the phasing out of fossil fuels. By way of its own property holdings, the municipality can ensure its buildings and its various operations are more energy efficient.

Development of the indicators for goal 7:

Indicator	Data for Helsingborg	Helsingborg trend since 2015	Other larger cities in Sweden
Power outages, average outage time per customer (SAIDI), minutes/customer Source: The Swedish Energy Markets Inspectorate Kolada ID (N459339)	29 (2019)	↗	74 (2019)
District heating production from renewable or recycled* energy sources within the geographical region, proportion (%) Source: Öresundskraft AB	99.8 % (2018)	↗	No information for comparison from open data.
Final total energy usage within the geographical region, MWh/res. Source: Swedish Energy Agency, Kolada (N45905)	26 (2019)	↗	44 (2019)
**Energy efficiency management kWh/m ² /year of purchased energy within the city's property holdings compared to the energy usage of 2010, proportion (%) Source: City of Helsingborg	26 (2019)	↗	No information for comparison from open data.

Arrow pointing up: positive development; Arrow side: development stagnated; Arrow pointing down: negative development

ANALYSIS

In the Climate and Energy Plan, Helsingborg has set the ambitious goal of net zero emissions by 2035, and we are making progress. With planned actions it is realistic that Helsingborg can reach the goal in time, if not before. Sustainable energy is one of Helsingborg's most successful areas. We are taking steps towards a fossil-free era, even though there is a long way left to go.

Total energy consumption

The final energy consumption, as well as the energy usage per sector, has been the same from 2009 to 2018, at 4.2TWh/year. For the same period, the number of residents has increased by 13%. The largest sector of energy consumption in Helsingborg is transport, with over one third, and in second place comes the domestic sector.

District heating and cooling

Öresundskraft is the municipally owned energy company in Helsingborg. The principal local energy production currently comes from two combined heat and power (CHP) plants. The district heating and the energy mix is 99.8% fossil-fuel free, and it is only the starting fuel that is not fossil-free.

In Helsingborg, we process surplus heat in an integrated way within the district heating system. The system connects Helsingborg with four other municipalities, making it possible to optimise production. Helsingborg also has a district cooling system that is resource-efficient, as it utilises sea water and district heating.

Electricity

Helsingborg is supplied with electricity from the Swedish energy grid and from local production. The national supply of electricity is 51% renewable and has been so for the past 10 years. In Helsingborg locally produced electricity originates from 100% renewable and recovered energy in combined heat and power plants, wind turbines and solar power. It covers 15% of the demand in Helsingborg.

The electricity production from solar energy increased rapidly from 2018 to 2019, with as much as 40%. The goal is that by 2035, 10% of our electricity will be supplied by solar power.

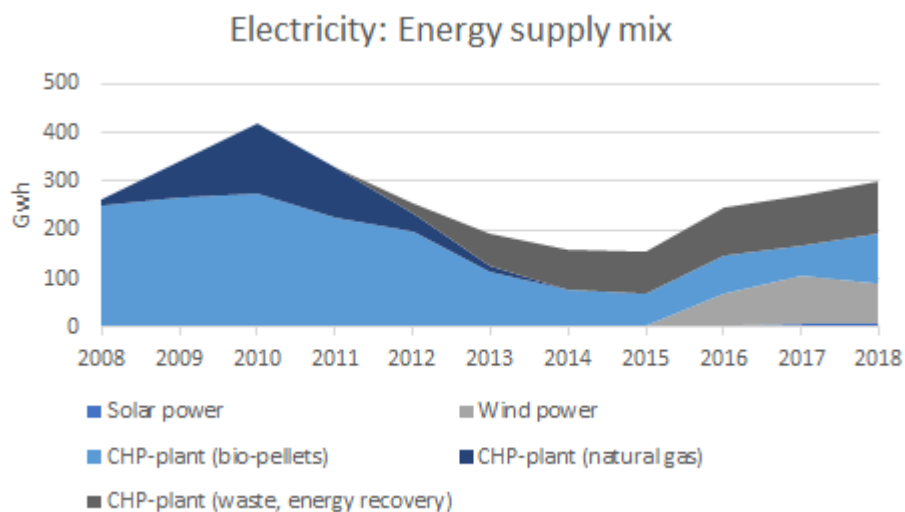


Figure Energy supply mix for electricity in Helsingborg, 2008 to 2018.

Energy supply mix in the transport sector

The largest consumption of fossil energy in Helsingborg is to be found in the transport sector. Biogas is used within the public transportation services, resulting in a ratio of 24% renewable in the energy supply mix for transport.

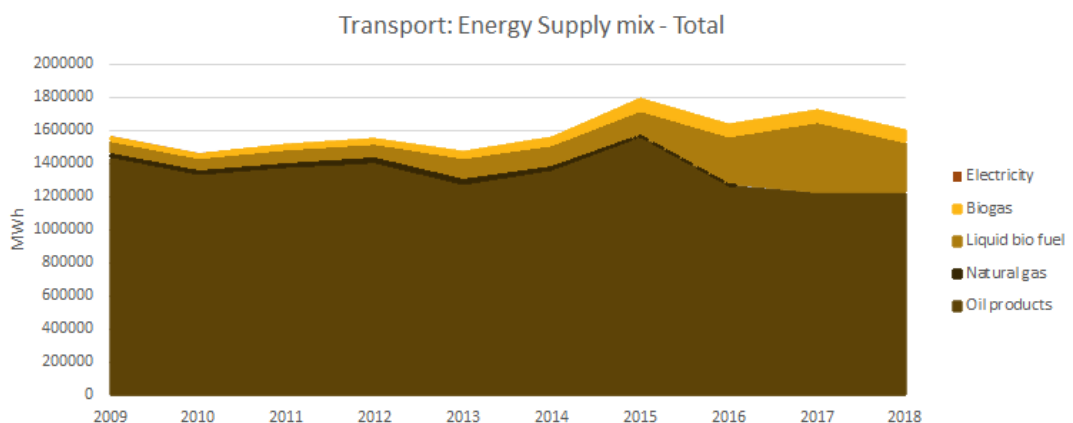


Figure Energy supply mix for transport in Helsingborg, 2008 to 2018.

A GLIMPSE OF WHAT WE ARE TESTING IN HELSINGBORG

District cooling with a climate impact of close to zero

During the COP23 UN Climate Change Conference, the Climate and Clean Air Coalition presented the municipally owned energy company Öresundskraft AB with an award for its work with central district cooling. District cooling is an effective method for cooling properties, industrial plants, shopping centres, and other buildings, as it can replace an otherwise large number of smaller cooling units. The district cooling in Helsingborg's grid uses sea water to cool the water, and through large-scale production, it can utilise energy more efficiently than with local production, and the climate impact is almost non-existent. This benefits the customer in a multitude of ways. They only pay for the cooling that is used, while also creating more pleasant surroundings in the form of saved space and less noise. It also reduces electricity usage and no chemicals or oils are required. Dunkers kulturhus, McNeil AB, and Helsingborg Hospital are all institutions that utilise the district cooling. The number of customers continues to grow as the district cooling grid is expanded.

Solar Park - sustainable energy for everyone!

Why not use the land at an old landfill site to produce energy? The association Solar Park was started in Helsingborg back in 2017 with support from the municipally owned waste management company NSR and the municipal energy enterprise Öresundskraft. People from all over the country now own shares in the solar park facility – a clear benefit for those who want solar energy but don't own a roof of their own. The facility is partially located next to NSR's recycling centre in Helsingborg, and partially on the covered-over landfill site, which would otherwise be unusable and is perfectly suitable for solar power production. The facility's total installed capacity is 538 kW with an annual energy production of over 500,000 kWh, which is the equivalent of the energy required to heat 25 detached homes for a full year. The association currently has 370 members and 1,800 shares sold.

8 DECENT WORK AND ECONOMIC GROWTH



GOAL 8. PROMOTE SUSTAINABLE ECONOMIC GROWTH, EMPLOYMENT AND DECENT WORK FOR ALL

Sweden has long had a comparatively high economic growth, high employment rate with good salaries and safe working conditions. The proportion of employed women is the highest in the EU, yet low among foreign native women. Despite this, there are still challenges pertaining to insecure employment conditions, especially within labour migration, a lack of skilled labour in certain professions and matching problems, wage gaps between women and men, secured right to employment and occupation for those with mental or physical disabilities, and work-related ill-health. Swedish municipalities have a great deal of responsibility in supporting individuals distanced from the labour market in finding work and occupations.

Development of the indicators for goal 8:

Indicator	Gender	Data for Helsingborg	Helsingborg trend since 2015	Other larger cities in Sweden
Gross regional product (GRP), SEK/res. Source: Statistics Sweden (kolada IDN03700)		464.141 (2018)	↗	478.092 (2018) ↗
Residents aged 16–24 neither working nor studying. Source: The Swedish Agency for Youth and Civil Society, (kolada ID N02797)	♀	7.8 (2018)*	↗	5.5 (2018) ↗
	♂	8.1(2018)*	↗	6.4 (2018) ↗
Long-term unemployment, ages 25–64, proportion (%) of the pop. Source: Swedish public employment service (kolada ID N03926)	♀	6.5 (2020)	↘	5 (2020) ↘
	♂	6.1(2020)	↘	5 (2020) ↘
Long-term unemployment, ages 25–64, proportion (%) of the pop. Source: Swedish public employment service (kolada ID N03926)	♀	73.1 (2019)	↗	77 (2019) ↗
	♂	75.6 (2019)	↗	78.7 (2019) ↗

* Unemployment among young people and young adults aged 18–24 has however increased in 2020.

Arrow pointing up: positive development; Arrow side: development stagnated; Arrow pointing down: negative development

ANALYSIS

Helsingborg is a city characterised by entrepreneurship, commerce, food production, and tourism. Additionally, there is a long tradition of larger production industries, and the Port of Helsingborg is a significant player in Swedish imports and exports. This entails that Helsingborg shows positive economic growth and serves as an important engine for growth in Skåne. The potential for increasing Helsingborg's significance in terms of national growth power is great. This potential is fuelled by its proximity to major cities and the Danish capital Copenhagen, the opportunities to improve communications with the continent, a thriving business sector, and the university establishment in the city. The education level among the population has risen in recent years thanks to the new university presence, and there are excellent opportunities for companies looking for skilled labour to establish themselves in the municipality.

We identify academia and the business sector as important partners in achieving sustainability and breaking the link between economic growth and environmental destruction. Instead, economic growth and sustainable development must be shown as interdependent. We have also shown this in recent years. Helsingborg has had economic growth and at the same time put up a high standard for environmental work and has been awarded as Sweden's most environmentally friendly municipality four times in a row (#1 2017 -2020, #2 2021).

One of our primary challenges in achieving the SDG 8 involves, as it does for many other Swedish municipalities, the fact that the same taxes must provide for a growing need of more and high-quality service to the citizens in form of more schools, more culture and activities, more care of the elderly and sick etc.

Leave no one behind

Even if economic growth is high and Helsingborg's economic situation is good as a whole, there are still groups who have not reaped the benefits of this growth. As is the case in many other larger cities in Sweden, unemployment and long-term unemployment is higher among residents with a low level of education and among those with a foreign background, especially women born in other countries outside of Europe. Unemployment is generally higher among young people, but prior to the pandemic, we started seeing some improvement. Young people who have not finished upper-secondary school are having the most trouble finding employment. There is a mismatch between the education programmes that are popular and the areas where a labour injection is needed.

The proportion of gainfully employed had increased slightly since 2015, with a small difference between men and women. Individuals born outside Sweden make up around 30% of the population in Helsingborg, and unemployment rates are higher among those born abroad, which means that Helsingborg has a lower percentage of gainfully employed residents compared to other cities with a larger proportion of residents born outside Sweden. Increasing the proportion of gainfully employed individuals is a very pressing matter in order to successfully improve people's perception of quality of life.

A GLIMPSE OF WHAT WE ARE TESTING IN HELSINGBORG

Sustainable procurement – promoting fair working conditions, sustainable products and production.

The city's procurement activities shall be conducted on sustainable principles with informed consumption to protect the rights of workers in the second and third lines and contribute to sustainable production as a major consumer. Our high level of consumption, both private and public, is a major part of our climate impact. Goods can also contain hazardous chemicals, and services may be provided under unacceptable working conditions. As major purchasers, municipalities have many opportunities to steer developments in a sustainable direction.

One example in Helsingborg is how the city's purchasing unit sets requirements for items such as toys and sporting equipment – materials that children and young people will come into contact with. When we specified in our procurement agreement that gym mats may not contain phthalates (plasticisers, chemicals that are hormone-disruptive and carcinogenic), a Swedish supplier delivered this type of mat for the very first time. It is not uncommon for small children to sleep on these type of mats in preschool. The supplier can now offer this mat to buyers all over Sweden. The city has conducted tests to ensure that the mats no longer contain these hazardous substances. If a city sets requirements, we must also ensure that these demands are met!



9 INDUSTRY, INNOVATION AND INFRASTRUCTURE



GOAL 9. BUILD RESILIENT INFRASTRUCTURE, PROMOTE INCLUSIVE AND SUSTAINABLE INDUSTRIALISATION AND FOSTER INNOVATION

Helsingborg has well-developed infrastructure, with industries that have long worked with becoming sustainable. We have environmental legislation to ensure this. We have a climate that facilitates innovation. In Helsingborg, we use innovation and cooperation as tools for sustainable development. We believe that we can solve the challenges of the future together through new means, as the old means often prove ineffective. Looking ahead, the challenges seem to primarily be linked to the need to transition from a linear fossil-based economy to a circular, bio-based economy. Additional challenges include counteracting climate change and creating a transport infrastructure in line with the ambition to create a fossil-free transport sector. The municipality serves as a large investor in infrastructure, such as water supply and sewage systems, energy distribution, fibre optics, and municipal roads. Through procurement and collaboration with, for example, universities and research actors, development can be channelled towards smarter technology and innovations.

Development of the indicators for goal 9:

Indicator	Data for Helsingborg	Helsingborg trend since 2015	Other larger cities in Sweden
Access to broadband with speeds of at least 100 Mbits/s, proportion (%) Source: The Swedish Post and Telecom Authority, (kolada ID N07900)	95 (2020)		91.3 (2020)
Business climate according to ÖJ (Insight) - Total, (businesses that are satisfied with the municipal service) Source: Swedish Municipalities and Regions (Kolada ID U07451)	76 (2019)		74 (2019)
Population with close access to public transport, proportion (%) in urban area Source: Statistics Sweden Kolada ID (N07419)	95.6 (2018)		95.2 (2018)
Population with close access to public transport, proportion (%) outside urban area. Source: Statistics Sweden kolada ID (N07412)	20.1 (2018)		23.2 (2018)

According to "Insight" service measurement of the municipalities' services.

Arrow pointing up: positive development; Arrow side: development stagnated; Arrow pointing down: negative development

ANALYSIS

Helsingborg have a well-developed broadband infrastructure and a well-developed public transport network. Public transport is less accessible in rural areas and smaller districts. The proportion of residents with close access to public transport in Helsingborg is high. Through larger rebuilds in the city core, the city is taking some action towards becoming a more pedestrian and cycle-friendly city. A more complete bicycle network could encourage more people to bicycle.

Over the past couple of years, Helsingborg has invested in the further development of world-leading technology to create sustainable urban circular systems for energy, water, sewage and waste. The goal is to establish circular flows in which as few resources as possible are wasted. This is done in collaboration with local businesses who themselves are large producers and consumers of, for example, energy. Examples of this nature are mentioned under several other goals in this report. In addition to these resource cycles, the city is developing smarter solutions to optimise city resources. This involves the Internet of Things and the monitoring and control of city systems using sensors and smart technology.

The city is working to find both new solutions and new approaches that enable inclusive and sustainable innovation linked to the city's challenges. In light of the growing need for a more expedient transition to a sustainable society, we are collaborating and creating innovations across all sectors. The ability to engage in cross-sector collaborations entails a greater capacity for achieving global and national environmental goals.

The city-wide innovation initiative being conducted within the scope of H22 creates good conditions for achieving this and other goals. Helsingborg is using innovation and a sustainable infrastructure to create the conditions needed to achieve success in the other global goals.

A GLIMPSE OF WHAT WE ARE TESTING IN HELSINGBORG

H22 – innovation to solve future challenges.

H22 is a long-term initiative by Helsingborg to develop future welfare solutions aimed at improving quality of life in a smarter, more sustainable city. H22 is not just a project, a platform, or an ecosystem. It is a movement that is totally changing the city's DNA and transforming Helsingborg from a producer of services to an enabler, and where solutions are co-created in democratic collaboration across all societal stakeholders – locally, nationally, and internationally. In this endeavour, the city has also partnered with over 70 innovative companies and organisations, leaders within their field. The goals of the city's vision for 2035 guide Helsingborg's innovation work, and to mark the half-way point, the city will host a massive 35-day H22 City Expo to showcase the progress so far in the summer of 2022 and invites the entire world to join the journey.

A model for challenge-driven innovation

A new model has been developed to stimulate ideas and innovation within the city's organisation and channel the drive and insights of individuals working closest with citizens. In these spaces, needs can be understood, ideas inspired, and solutions evaluated. To steer this work, 17 challenges have been defined where new approaches and innovative collaborations are necessitated. In keeping with the city's ethos of transparency and openness, the challenges and ongoing solutions are framed in relation to the SDGs and Quality of Life and are accessible through an open innovation database – with over 200 ongoing initiatives to date.

H22

**A Smarter City
Helsingborg**

THE **MAKING** OF A SMARTER CITY

H22 CITY EXPO

30 MAY - 3 JULY 2022

The **making** of
a smarter city





GOAL 10. REDUCE INEQUALITY WITHIN AND AMONG COUNTRIES

Sweden is one of the world's most equal countries, yet at the same time, it is the OECD country where economic inequality is growing most rapidly. Growing differences in income as well as the property and labour market comprise two challenges. The health level is unequally distributed, which is linked to socioeconomic situations. This is shown in metrics such as average life expectancy, where people with a high education live for several years longer than those without. These challenges are also clearly evident in Helsingborg. Conducting follow-ups regarding education is an important preventative factor for many of the societal challenges linked to inequality. However, the municipality can also increase equality in many other ways, such as by providing equitable municipal service, and by conducting social planning on the foundation of inclusion, with a diverse selection of activities and cultural experiences.

43

Development of the indicators for goal 10:

Indicator	Gender	Data for Helsingborg	Helsingborg trend since 2015	Other larger cities in Sweden
Residents who lack trust in others, proportion (%). Source: Public Health Agency of Sweden, health on equal terms, Kolada (U01413)	♀	39 (2020)	↘	27 (2020)
	♂	39 (2020)	↘	27 (2020)
Gainfully employed people in need of protection and their relatives (refugees) aged 20–64, in-country period 4–6 years, proportion (%) Source: STATIV, Kolada ID (N02994)	♀	29.7 (2019)	↘	38.2 (2019) ↗
	♂	54.5 (2019)	↗	61.6 (2019) ↗

Arrow pointing up: positive development; Arrow side: development stagnated; Arrow pointing down: negative development

ANALYSIS

The level of equality is good overall, but there are discrepancies in, for example, health and economy between different city districts, between women and men, between those born in and outside Sweden, and between those with and without higher education. Helsingborg follows the same development as other Swedish cities. This goal has many challenges that we have observed and are acting upon through the Quality-of-Life Programme and the Plan for Equal Opportunities.

We are working to achieve and maintain an income growth above the national average for that part of the population with the lowest income by guiding those who are unemployed towards finding an occupation. We are also working to include everyone – regardless of their age, gender, gender identity and expression, sexuality, disability, ethnicity, origin, religion, or financial situation - in the social, economic, and political spaces. Among other things the city council has open up for influence in political decisions through establishing the Senior Citizens Council, the Council for Children and Young People, as well as the Council for Individuals with Disabilities. We work, for example, with citizen dialogue early on in urban development processes. Provisions concerning anti-discrimination are included as priority policy in our Plan for Equal Opportunities. We are also working to speed up integration by making it one of our four primary focus areas during the political term 2018–2022. That is how we work to ensure no one is left behind in our efforts to achieve sustainability.

Trust builds bridges between people and demolish polarization

According to the national survey “Hälsa på lika villkor” (Health on Equal Terms), the people of Helsingborg trust others less than residents in comparable cities. Compared to other Swedish municipalities, Helsingborg has the highest proportion of women who lack trust in their fellow citizens. People with strong social relationships generally experience a stronger feeling of trust and safety and less fear and concern. Those more highly educated generally feel more trust towards others and society. This is an area where multiple societal sectors need to come together to restore trust.

In 2016–2017, many newly arrived refugees came to Helsingborg to seek protection. Today, Helsingborg has a high proportion of foreign-born residents. The proportion of gainfully employed individuals among the city’s population in Helsingborg was lower than the national average prior to this reception. Statistics show that it takes longer for foreign-born women to find employment, even if they have the same level of education. We need to find a quicker path to work and Swedish language proficiency.

A GLIMPSE OF WHAT WE ARE TESTING IN HELSINGBORG

JÄMT JÄMTLIKT (FairSHARE) – An uplifting and practically oriented system that enhances public environments

Everyone wants an equal city, yet we still tend to build cities in the same way as we always have. Simply put, there is a gap between intentions, visions, and practice. In a collaboration with architects Tengbom Arkitekter, urban designers in Helsingborg experimented with different methods and processes to involve young girls in the development of locations around the city. This work birthed a discussion regarding the need to change this process from the ground up, and whether a form of “equality certification” is possible. The Swedish Innovation Agency, Vinnova, is funding efforts to develop a certification system for equality and inclusion. The system is built on national legislation for discrimination and accessibility and is guided by the three basic principles of human rights: non-discrimination and equality, participation and inclusion, and transparency and responsibility.

We primarily focus on the city’s shared public spaces – squares, parks, and streets – but also on libraries, schools, and culture and sporting venues. The system, which captures and concretises equality issues, will be practically oriented, uplifting, and easy to use.

To create something that works and is easy to use, the system is being tested in several active cases during 2020–2021. Helsingborg and the city of Umeå are providing prototypes that make it possible to develop this system in practice. The aim is for it to be ready for public use by 2022.



11 SUSTAINABLE CITIES AND COMMUNITIES



GOAL 11. MAKE CITIES AND HUMAN SETTLEMENTS INCLUSIVE, SAFE, RESILIENT AND SUSTAINABLE

Urbanisation is a strong global trend, including in Sweden. Cities are growing and 85% of the population are living in urban centres. At the same time, rural areas need a foundation to be vibrant and sustainable. Goal 11 of the 2030 Agenda serves as an engine for other goals outlined in the agenda, but is also dependant on achieving other goals. The municipality is responsible for urban planning and can influence people's everyday choices and the environmental impact through how the city is developed. The physical urban planning and development plays a significant role in transitioning to a fossil-free and sustainable society. The built environment affects people's perception of quality of life, health, and safety. Sustainable urban development includes sustainable building and the sustainable planning of housing, infrastructure, social and cultural activities and public spaces, recreation and nature areas, transport, circular flows and recycling, as well as a more secure handling of chemicals. These are complex correlations and challenges that require new technology and cooperation between multiple sectors. Health-promoting, inclusive, and innovative urban planning is required to make cities safe and sustainable for the future.

Development of the indicators for goal 11:

Indicator	Data for Helsingborg	Helsingborg trend since 2015	Other larger cities in Sweden
Overcrowding in multi-dwelling blocks, according to norm 2*, proportion (%) Source: Statistics Sweden, Kolada ID N07907	17.7 (2019)		15.6 (2019)
Emissions to air of nitrogen oxides (NOx), total, kg Total Source: National Emission Database, Kolada ID N07701	1 970 500 (2018)		1 209 416 (2018)
Emissions to air of PM2.5 (particles <2.5 micrometres), kg Total	127 850 (2018)		145 725 (2018)

*A household is classified as overcrowded if there are more than two people per room (kitchen and living room not included)
Arrow pointing up: positive development; Arrow side: development stagnated; Arrow pointing down: negative development

ANALYSIS

Helsingborg as a city has made great progress in the field of sustainable urban development. We have maintained a high profile in terms of environmental sustainability, while also achieving strong economic growth and actual physical city growth. We measured the carbon footprint per person in 2017, which showed that the people of Helsingborg have a smaller footprint than the average Swede. This was primarily thanks to the public sector reducing its emissions and the transition within the area of energy provision. Yet, we, the city of Helsingborg and its residents still overconsume, to the equivalent of three earths globes. There is still a long way to go until we can call our city and our way of living sustainable.

Strategies and planning guidelines for sustainable urban planning have been integrated in our city plans. Densification and preserving green areas and arable land is an important principle. Others are about transitioning the transport sector, as well as creating a city that promotes walking. These principles have shown to be difficult to yet always transform into action, due to the growing number of inhabitants, the costs connected to transforming the infrastructure, and the need of new land for businesses and logistics to establish. But we have succeeded in our prioritising of a clean air act and noise-free zones. We are also succeeding in seeking new methods and collaborations to bring resources and materials into circular flows and reduce our climate footprint.

Leave no one behind

The housing situation and local environment are important for the perceived quality of life. Helsingborg is an attractive place to live. In Helsingborg, there is now a numerical balance between housing construction and demand, due to the very high number of dwellings being built over several years. In reality, it can be difficult for certain groups to move to a home better adjusted to their family situation and needs. For example, it is difficult for young people to find a home of their own or buy their first home. Overcrowding has risen in Helsingborg since 2015, and young families with children have started moving to neighbouring municipalities. Housing prices are high in the city centre and in districts with larger homes.

Improving air quality and creating more attractive urban environments

Helsingborg is a city where the air quality is improving. According to the city's system for continuous air monitoring, the air quality is now approaching the Swedish goal of healthy air quality, which is higher than the European demands on air quality for example. This favourable development is related to focused work carried out by the city in collaboration with various stakeholders over the past 15 years.

In 2003, the national quality standards for a 24-hour average level of nitrogen dioxide were exceeded in Helsingborg. Helsingborg had relatively poor air quality at the central city street level. A joint initiative was started in 2007 to address the problem by developing a comprehensive Air Quality Action Plan (AQAP) which included bicycle planning and new bike lanes, an upgrading of the city bus fleet from diesel to biogas, longer and more frequent commuter trains, parking policy with expanded zones for payment, a review of traffic signals and control, the conversion of streets from main traffic routes to high streets and boulevards, environmen-

tal zones for heavy traffic, and mobility management measures.

With this plan, the city achieved both healthier air quality and a more attractive urban environment. The action plan was very extensive, with many major investments and synergies involved. The starting point was to address poor air quality, but it became part of a broader pursuit – the long-term value entailed by an attractive and climate-smart city.

A GLIMPSE OF WHAT WE ARE TESTING IN HELSINGBORG

There are a huge range of projects underway to design and promote safe, inclusive, and accessible green areas and public spaces, with a particular focus on women and children, the elderly, and people with disabilities. We are exploring the various ways that sustainable solutions in the city's living environments can improve quality of life for all the residents.

Inclusive urban development in the Drottninghög district

Drottninghög was a worn-down public housing area with socioeconomic challenges that is being transformed into an integrated part of the city as part of a long-term holistic urban development approach. The local residents are engaged in all aspects of the district's development, from cooperative gardening projects and initiatives to promote safety in shared spaces, to input on sustainable mobility solutions and housing development.

Starting with the DrottningH project ten years ago, tenants have had a say in how their homes are updated, with modifications being determined based on what residents can afford. This prevents gentrification and promotes diversity in a sustainable neighbourhood. As part of a new collaboration with developer BoKlok, tenant-owner housing is being built to create variety in the accommodation opportunities, and those living in the district can find a new home within their neighbourhood.

H22 partner IKEA is working with local residents to promote skills development and strengthen social inclusion. The goal for 2021 is to establish a local urban farming venue, a dynamic marketplace, and a community kitchen. This work will be showcased during H22 City Expo in the summer of 2022.





GOAL 12. ENSURE SUSTAINABLE CONSUMPTION AND PRODUCTION PATTERNS

Goal 12 has been identified by the OECD as the most difficult goal for Sweden to achieve. Purchasing an item and then throwing it away is a phenomenon linked to prosperity. More prosperity equals more waste. A socially beneficial, circular, and bio-based economy is a focus area for the government. Through large procurements made every year, Swedish municipalities can influence the market and production methods. Every year, the City of Helsingborg makes purchases worth around SEK 11 billion, funds that are to be invested in sustainable products and fair production methods for the benefit of society. Through our procurement activities, we can push in the direction of new innovations, a circular economy, and a phasing out of dangerous substances used in products. Through NSR, the municipality is responsible for waste management, an area where Helsingborg is at the forefront.

51

Development of the indicators for goal 12:

Indicator	Data for Helsingborg	Helsingborg trend since 2015	Large Swedish cities, results/ trend
Collected household waste total, kg/person. Source: the Swedish Waste Management Association Kolada ID U07801	416 (2019)		499 (2019)
• Collected food and residual waste, kg/person (Kolada ID U07482)	221 (2019)		196 (2019)
• Collected packaging and waste paper, kg/person (Kolada ID U 07483)	81 (2019)		68 (2019)
• Collected bulky waste, kg/person (Kolada ID U07484)	107 (2019)		165 (2019)
• Collected hazardous waste (incl. electronic waste and batteries), kg/person (kolada ID U07485)	7 (2019)		19 (2019)
Household waste collected for material recycling, incl. biotreatment, proportion (%) Source: the Swedish Waste Management Association Kolada ID U07414)	47 (2019)		42 (2019)
Organic foodstuffs in municipal operations, proportion (%) Source: Centre for Ecological food (kolada ID U07514)	44 (2019)		43 (2019)

Arrow pointing up: positive development; Arrow side: development stagnated; Arrow pointing down: negative development

ANALYSIS

Households in Helsingborg have sorted their waste in eight fractions for a long time, and the waste is processed with a circular perspective in mind. The amount of collected household waste has decreased since 2015. However, households are also consuming at unsustainable levels, and the amounts of waste are significant, which is why we need to focus on creating a more sustainable approach to goods and products.

Despite being in an economic boom, the amount of waste has decreased. Waste quantities normally rise during economic booms. We have outlined clear goals and strategies in our waste management plan, and our primary strategy is that it would be best if no waste was created to begin with. Our local target is a maximum amount of 320 kilos of waste per person and year by 2024. The city is working to find circular business models and setting requirements in procurements and agreements that promote circular solutions.

The majority of the detached houses in Helsingborg have two four-compartment containers for sorting residual waste, food waste, packaging, and newspapers. Using four-compartment containers is a voluntary choice in Helsingborg, but more than 98% of detached households use them. The collection of bulky waste, large electronic waste, and small batteries is included in the waste collection subscription. NSR also offers apartment buildings property-adjacent pick-up of bulky waste, packaging, newspapers, batteries, and small electronic waste. Through analysing samples collected from the residual waste, we can also see how people are sorting their waste. More than one quarter of what is thrown in the residual waste is packaging and newspapers. Everything that is thrown in the residual waste is sent for incineration to be converted into electricity and heating. Food waste is sent for decomposition to be converted into biogas and bio fertiliser. Bio fertiliser is then sent to farmers to spread in their fields, and the biogas is fuel to both waste trucks and city buses.

The quantity of newspaper continues to decline, as it has over the past few years. At the same time, the amount of plastic and paper packaging continues to grow.

In a short period of time, Helsingborg has increased the proportion of organically grown foodstuffs in its purchases for the city's own meal services for schools, preschools, nursing homes, and staff cafés. We are investing in education and increasing knowledge and competencies among the city's kitchen staff. The government has set a goal that 60 per cent of the food purchased by public organisations shall be organic by 2030. Helsingborg is working towards the same goal.

A GLIMPSE OF WHAT WE ARE TESTING IN HELSINGBORG

Goal 12 is an important goal that permeates the city's work, for example, through our Quality-of-Life Programme, Waste Management Plan, and action Plan for a Circular Economy. We apply circular methods to utilise waste as a resource and work actively with tests to reduce household waste. We establish new ways to plan city districts to promote a resource-efficient lifestyle and circular flows, for example, through Resursens Hus (The House of Resource) in Oceanhamnen and the three pipes sewer system (see under goal 6). We develop and drive recycling initiatives both in the city's internal operations but also by way of the city's waste management company (NSR) through citizen engagement projects. Non-recyclable waste is incinerated and converted to district heating at the city's combined heat & power plant.

With targets 12.6 and 12.7 in focus, the municipality works with the sustainable procurement of goods and services through imposing requirements on our suppliers, monitoring compliance, and thus driving sustainable practices in the market. We provide neighbouring municipalities with support in setting sustainability requirements in their public procurements. Products and construction materials used in municipal work may not contain phase-out substances, and the recycling of building material is prioritised in public works.

Environmental learning has been in place in Helsingborg's primary schools for thirty years, spreading knowledge on climate, sustainable development, and a sustainable lifestyle, which aligns well with target 12.8. Targeted campaigns aimed at the adult population promote a continuous shift to sustainable behaviour in household consumption and choices.

Biochar – the versatile green product of the future

Helsingborg is exploring new avenues in the production and applications of biochar. NSR has been awarded grants from the Swedish Environmental Protection Agency to co-finance a biochar production plant. By producing biochar from garden waste, carbon is conserved in a solid state for many years instead of being released into the atmosphere as a greenhouse gas. The process itself could produce biochar from many waste streams such as sewage sludge, food waste, and even paper.

Surplus heat from the process will be delivered to the district heating grid. The electricity required for the process will be derived from landfill gas, which when converted to CO₂ will reduce the climate impact from the landfill to at least 1/25. In total, 1,500 tons of biochar will be produced each year.

NSR is looking at alternative markets for diverse uses, such as the stabilisation of contaminants in soils, filters for odour and wastewater treatment, and agricultural applications. Since biochar acts as a buffer system in the soil, it may need to be loaded with nutrients before use. NSR produces biogas from the food waste of our citizens, which yields large amounts of nutritious biofertiliser that can be used to charge the biochar with long-lasting nutrition. In this way, NSR combines resources from garden waste and food waste, and creates nutritious biochar that can be returned to the gardens and the city's green areas in a local carbon and nutrient cycle.

The project is supported by the EU-financed project Interreg Öresund-Kattegat-Skagerrak 2020-2022, in which market analysis, business models, and new areas of function will be explored.

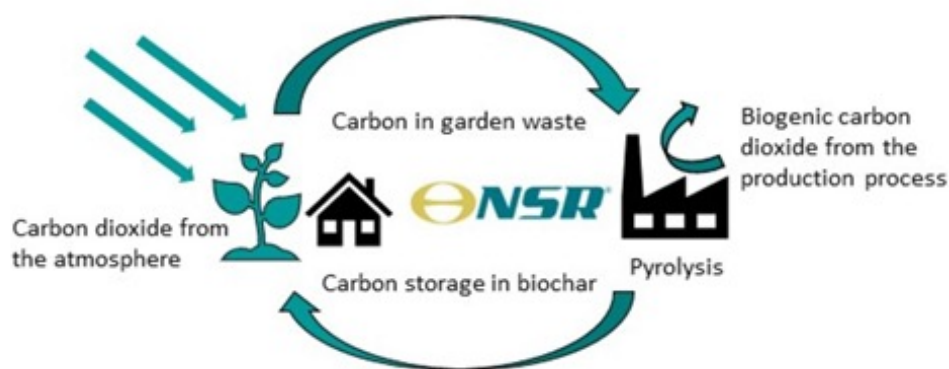


Figure: Biochar local cycle - where garden waste from residents becomes biochar that fertilises gardens and public spaces.



GOAL 13. TAKE URGENT ACTION TO COMBAT CLIMATE CHANGE AND ITS IMPACTS

Goal 13 is one of the global goals that presents a true challenge for Helsingborg, despite the city reducing its emissions faster than the country. Emissions have instead increased or have “moved” to other countries where the goods we buy are produced. Helsingborg has set the goal of net zero emissions by 2035. Our municipality is situated by the sea and has an old city centre that has been partially located on filling masses stretching out into the sea. This makes us extra susceptible to climate change, and rising sea levels already pose a real threat to flat parts of Helsingborg.

Development of the indicators for goal 13:

Indicator	Data for Helsingborg	Helsingborg trend since 2015	Large Swedish cities, results/ trend
Emissions to air of greenhouse gases total, tonnes CO ₂ -equ/res. Source: National Emission Database and Statistics Sweden (kolada ID N00401)	3.41 (2018)	↗	5.68 (2018) ↘
Emissions to air of greenhouse gases total, tonnes CO ₂ -equ Source: National Emission Database (kolada ID N07702)	496,440 (2018)	↗	573,654 (2018) ↘
Green cars, proportion of the total number of cars in the geographical area, (%) Source: Statistics Sweden, kolada ID N07400	15.7 (2020)	→	16.7 (2020) ↗
Average distance driven in private car, miles/res. Source: Trafa (Kolada ID U07917)	595 (2019)	→	634 (2019) →

Arrow pointing up: positive development; Arrow side: development stagnated; Arrow pointing down: negative development

ANALYSIS

Since 1990, emissions in Helsingborg have been halved. This can be compared to the Swedish emission average, which has been reduced by 27% since 1990. In 1990, Helsingborg had the same average emissions per person as the rest of the country. Our major reduction can largely be attributed to the transition to renewable energy in the energy sector. Energy management, more energy-efficient vehicles, and the addition of biofuels for road transports have also had a major impact. The single largest sector for greenhouse gas emissions in Helsingborg is the transport sector. The vehicle fleet is more energy-efficient, but the savings have been consumed by having more vehicles and longer transport routes.

According to Helsingborg's Climate and Energy Plan, road traffic emissions shall be reduced by 80 per cent from 2010 to 2030. In order to make this possible, we need to push for more cycling and transportation by public sector, and for the transition to renewable fuels. A travel habit survey conducted by Region Skåne in 2018 showed that around 30 per cent of car journeys are shorter than 5 km, with the average distance being 7 km. Here we can see great potential in increasing public transport, cycling, and walking.

It is possible to reach our goal of net zero emission by 2035, but this will require us to accelerate emission reductions further compared to our current rate, in the amount of 12–15 per cent every year going forward. At the same time, we need to invest in expanded carbon sinks, both biological carbon sinks and technology for separating out carbon dioxide (CCS and bio-CCS). A CCS plant is currently being planned at Filbornaverket, in order to be finished in 2026.

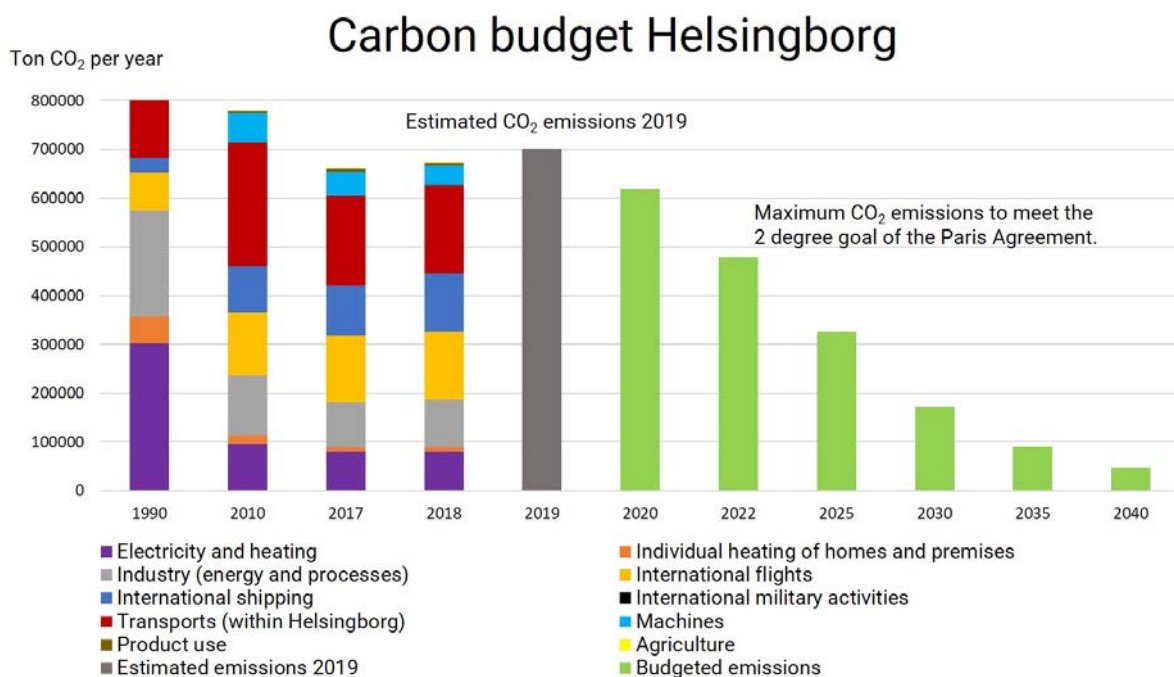


Figure: Helsingborg's carbon dioxide budget. The diagram only shows emissions from carbon dioxide. However, the full impact of air travel is included in the diagram. Source: Swedish Environmental Protection Agency and National Emissions Database.

A GLIMPSE OF WHAT WE ARE TESTING IN HELSINGBORG

We have adopted a Climate and Energy Plan with ambitious goals for climate neutrality as well as a detailed climate adaptation plan, and our principal steering document for sustainable development emphasises the importance of minimising climate impact and preparing society for transformative change.

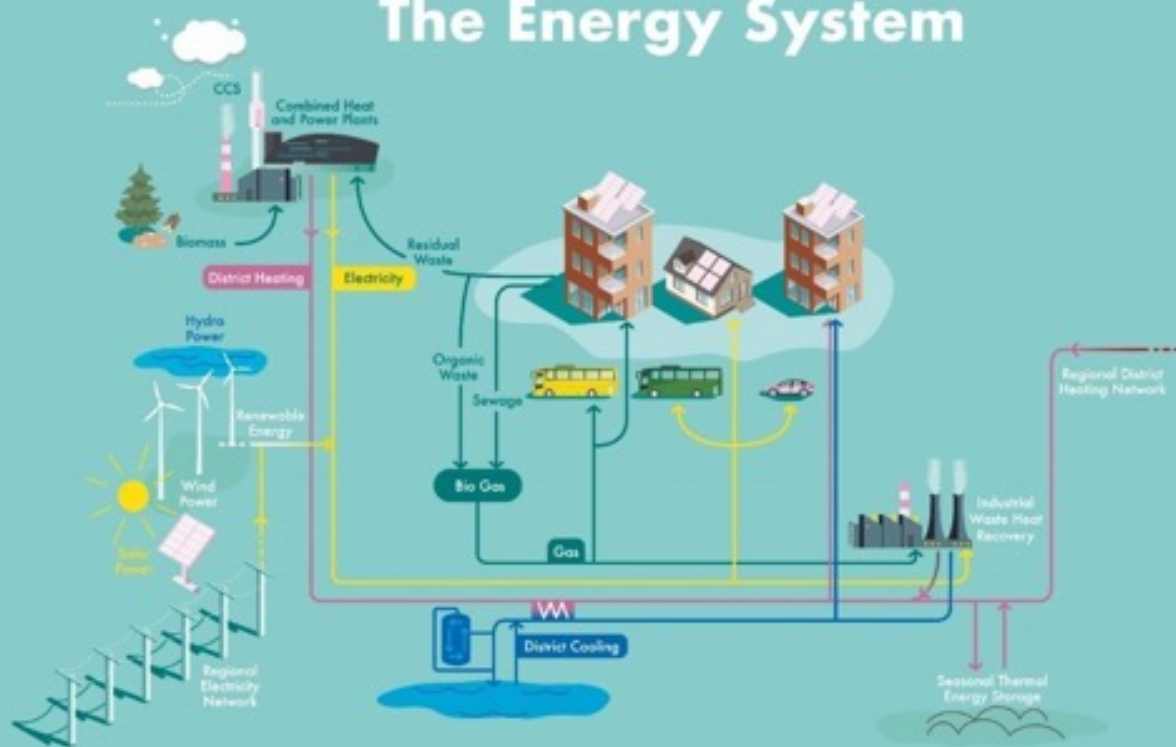
In January 2021, several businesses in Helsingborg signed climate contracts as a show of commitment to sustainable practices. Now, many other companies and associations in the city are voicing an interest in following their lead. These agreements are a collaboration between the city, businesses, associations, and committed residents aimed at together reaching the city's ambitious target of climate neutrality by 2035. This call to action complements The People of Helsingborg's Climate Contract – an initiative conceived and run by Helsingborg residents to engage more people in sustainability efforts. A climate contract for children has now also been drawn up with the help of schoolchildren and the city's child rights strategists. The growing number of signatures is a clear signal of shared ambition.

Vital carbon capture and storage technology (CCS)

CCS tech is the final piece of the puzzle for Helsingborg's future energy system. A study is exploring whether this tech can be used at the city's CHP plant Filbornaverket to make the district heating produced in the city carbon positive. With a current efficiency level of 99.8% renewable and recycle energy in the output, this would compensate for those emissions that cannot be reduced. Less dependency on fossil fuels will require that sectors such as industry and transport use electricity instead. At present, the share of renewable fuel for transport is 24%, partly from local biogas production.

With solar power considered the crucial factor in the renewable energy supply mix, the goal is for this to account for 10% of the city's electricity by 2035 (achievable with 18% production increase per annum). District heating with CHP, district cooling, renewable fuel, and local electricity production are all essential to achieve a balance between energy efficiency and availability for all city residents.

The Energy System



Future energy system with CCS and renewable energy mix



GOAL 14. CONSERVE AND SUSTAINABLY USE THE OCEANS, SEAS AND MARINE RESOURCES FOR SUSTAINABLE DEVELOPMENT

Goal 14 is one of the areas in which Sweden faces major challenges. However, Helsingborg serves as a forerunner in this regard, with our two marine reserves and the ban on trawling which has been in effect since the 1930s and has protected the precious seafloor fauna in large parts of our coast. But the area still poses challenges. This includes aspects such as the overexploitation of the coast and water contamination caused by human activities on land. Littering and the presence of microplastics is a growing problem. All land-based activities affect the sea. In Helsingborg, we need to work on taking care of the water in a sustainable manner that prevents contamination from reaching the sea. There are no proposed indicators for tracking sea developments on a municipal level in the 2030 Agenda collection. Even so, there is a level of municipal responsibility in protecting the coasts that surround many Swedish municipalities. We need a living, healthy ocean since we gain so much value in so many areas in return. We have followed sea developments for several decades and have experience with implementing coastal monitoring programmes.

Development of the indicators for goal 14:

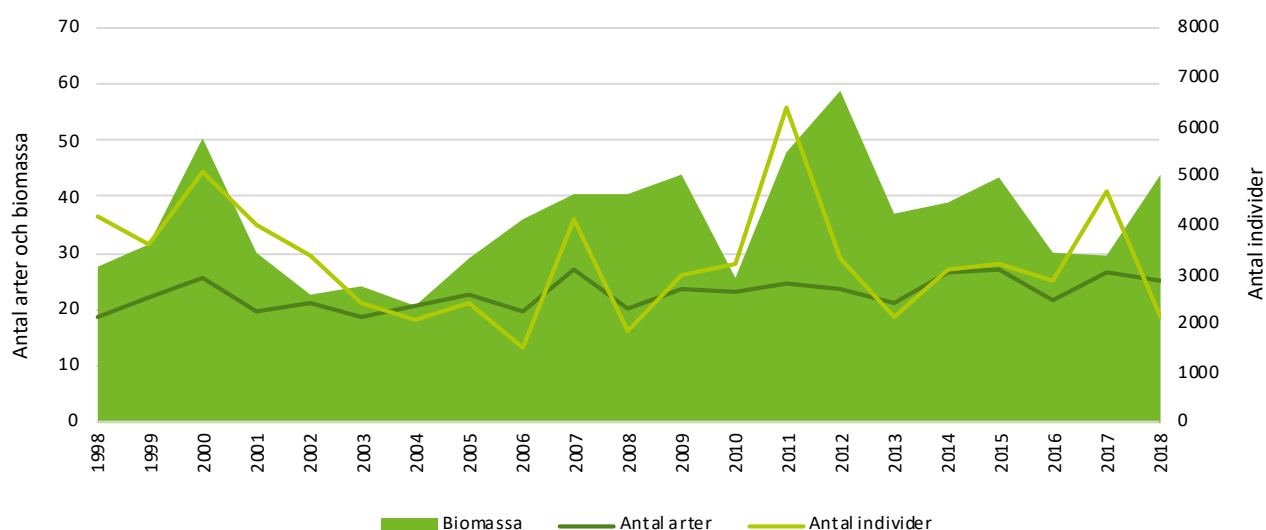
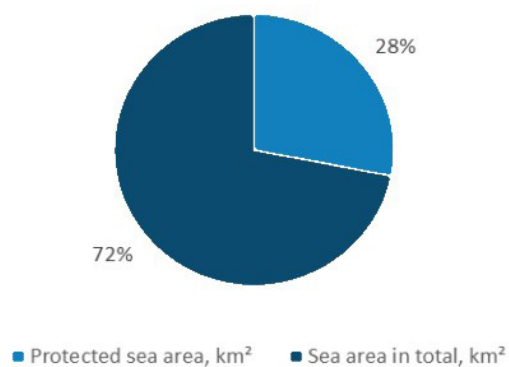
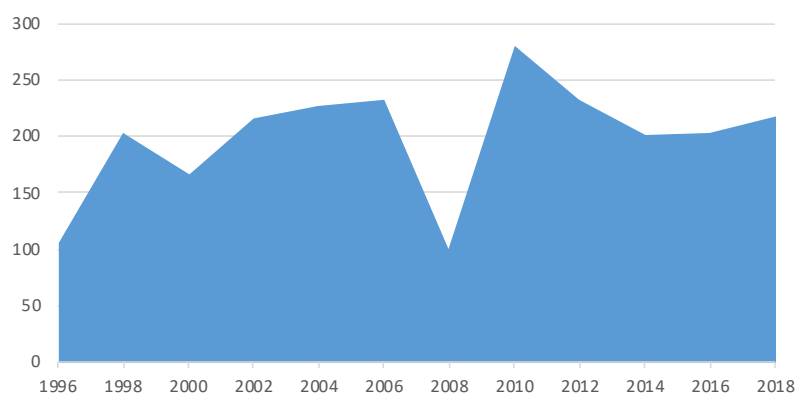


Figure: Average number of species, individual density (individuals/m²) and biomass g/m² 1997-2018 in Helsingborg

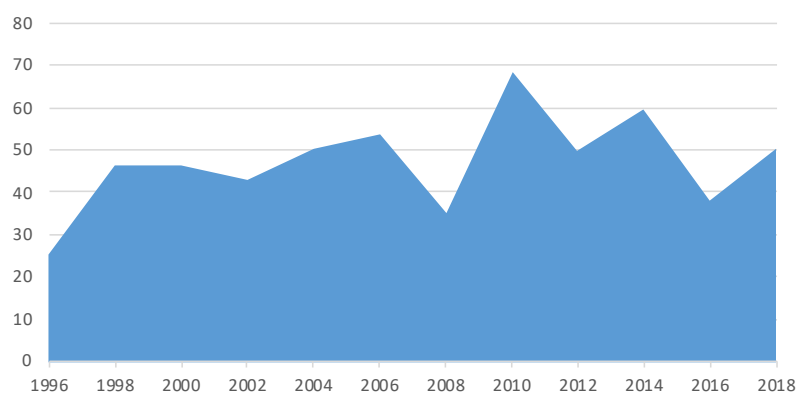
Protected sea area in proportion to total sea area (%)



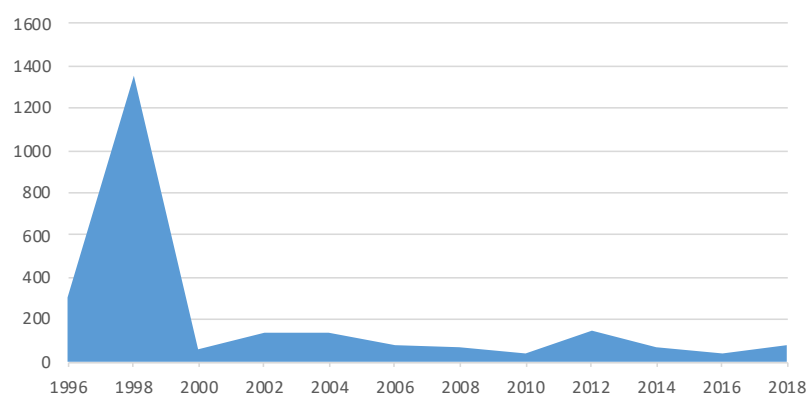
Zn in sea bottom sediment (mg/kg)



Cu in sea bottom sediment (mg/kg)



PCB in sediment (µg/kg)



ANALYSIS

The condition of the ocean is impacted by a number of complex causal relations. The most common impact is human activity on land and the overexploitation of coasts and sea. In Helsingborg, we have a long tradition of monitoring sea developments through marine biology studies at the Environment Department. Exploitation, overutilisation of marine resources, and climate change have been found to be some of the direst threats to marine biodiversity. According to the Marine Strategy Framework Directive, we must invest in increased monitoring and supervision of the ocean. We are currently reviewing how we can oversee and ensure compliance with the protection regulations for our two marine reserves. But we mainly need to work on the land-based activities to improve ocean conditions. The biggest influence lies beyond our industries, ports, and discharge pipes. Environmental damage has been caused by the industrial filling masses in harbours. These are leaking heavy metals into the seawater. Another major marine contamination source is road-abrasion particles.

Environmental status and toxins in sediments and mussels are higher in areas where industries, ports, and treatment plants are located. Levels of environmental toxins in fish are well below the EU limit values for fish consumption and there is a downward trend in lead found in mussels.

The marine nature is diverse due to rich bottom fauna at a depth of about 30 metres. Large collections of horse clams form dense banks and make up one of the most species-rich habitats in the Öresund strait. These natural assets are examples of Helsingborg's rich biodiversity that also offer beautiful nature experiences, but they need further protection.

The challenges we need to tackle are the unforeseen consequences of the new maritime emission regulations. The regulations limit the emissions to air of sulphur dioxide, which is intended to limit the environmental impact. However, rather than ships transitioning to using diesel with less sulphur, they have installed scrubbers that wash the exhaust air from the engine, instead dumping the sulphur into the water. This raises the sea's acidity and inhibits the sea's climate-regulating effects and oxygen production. We have many ships docked in our harbours, and since these scrubbers cause environmental damage, we need to work towards stricter regulations.

To overcome the challenges of climate change, including warmer oceans and lower pH-values, it is important to bolster the already existing marine food webs and reduce the external stress they experience from, for example, eutrophication and exploitation.


A GLIMPSE OF WHAT WE ARE TESTING IN HELSINGBORG

We are promoting the positive development of target 14.4 by establishing two marine reserves and a ban on trawling, which has been in effect since the 1930s. This has protected expansive areas of coastal water and supported the emergence of a fantastic marine environment with

a diverse range of species. Around 70 wetlands have also been created to reduce the nutrient enrichment of the Öresund strait.

The Ocean is Your Neighbour – communicating wonder and responsibility

Work is now being done to explore how to enhance biodiversity in urban marine environments. The ambition is to shine a light on Helsingborg's unique location next to the sea and the qualities it brings, while at the same time highlighting the responsibility that this entails, for example, in terms of reducing marine littering and pollution from land. We have initiated a collaboration with an industrial designer and research team to explore how to build in coastal urban areas in a way that enhances the conditions for marine flora and fauna to thrive, as opposed to damaging habitats. A big part of the project aims to make life below the surface visible and accessible to people living in the city, and by doing so create a stronger connection and a willingness to care more about the marine environment. The project will be showcased during H22 City Expo in the summer of 2022.





GOAL 15. PROTECT ECOSYSTEMS AND HALT BIODIVERSITY LOSS

Goal 14 is one of the areas in which Sweden faces major challenges. However, Helsingborg serves as a forerunner in this regard, with our two marine reserves and the ban on trawling which has been in effect since the 1930s and has protected the precious seafloor fauna in large parts of our coast. But the area still poses challenges. This includes aspects such as the overexploitation of the coast and water contamination caused by human activities on land. Littering and the presence of microplastics is a growing problem. All land-based activities affect the sea. In Helsingborg, we need to work on taking care of the water in a sustainable manner that prevents contamination from reaching the sea. There are no proposed indicators for tracking sea developments on a municipal level in the 2030 Agenda collection. Even so, there is a level of municipal responsibility in protecting the coasts that surround many Swedish municipalities. We need a living, healthy ocean since we gain so much value in so many areas in return. We have followed sea developments for several decades and have experience with implementing coastal monitoring programmes.

Development of the indicators for goal 15:

Indicator	Data for Helsingborg	Helsingborg trend since 2015	Other larger cities in Sweden
Protected nature total, proportion (%) Source: Statistics Sweden Kolada ID N85054	11.0 (2019)	↗	6 (2019) ↗
Protected nature land based, proportion (%) Source: Statistics Sweden Kolada ID N85055	4.1 (2019)	↗	4.2 (2019) ↗
Protected nature sea, proportion (%) Source: Statistics Sweden Kolada ID N85056	42 (2019)	↗	15.9 (2019) ↗
Protected nature inland water, proportion (%) Source: Statistics Sweden Kolada ID N85057	9.6 (2019)	↘	8.7(2019) ↗

Arrow pointing up: positive development; Arrow side: development stagnated; Arrow pointing down: negative development

ANALYSIS

Areas of nature have decreased dramatically over the past 200 years due to modern agriculture, industrialisation, urban development, and infrastructure. About 300 red-listed species can yet be observed in Helsingborg, and 150 of these are endangered species. The loss of biodiversity is a threat that needs to be taken more seriously, and we need to protect what is left of it. The Comprehensive Plan is an important tool for biodiversity planning in Swedish municipalities, and presents the overall land and water utilisation and outlines important biological sites – e.g., the Natura 2000, national and local sites of interest, green links, and primary green corridors.

The Helsingborg Green Restructuring Programme (GRP) is a strategic plan associated with the Comprehensive Plan, showing the green and blue structure needed to achieve viable and functional ecosystems, quality of life, and decreased extinction of biodiversity. The five actions in Helsingborg's GRP are: improve, recreate, protect, connect, and inform. It also presents guidelines for planning and maintenance of green structures.

A new Comprehensive Plan is anticipated to be released in 2021, where the GRP is incorporated. In the new plan, five more nature reserves or areas that need protection will be identified. The Comprehensive Plan will also include the city's marine spatial planning and point out key habitats supporting local food webs, climate change needs, and recreational areas. A new Action Plan for the GRP 2021-2026 will be launched, where approx. EUR 8.9 million is allocated. This is an increase of 14% compared to the previous action plan. The action plan will improve the biodiversity and recreation for green and blue spaces. This will help the city to achieve the goals in the GRP. The goals are linked to the Swedish national goals in the 2030 Agenda, including the global sustainable development goals.

The city continuously works to protect nature in the form of nature reserves. In Total, Helsingborg has 19 nature reserves, of which the city has formed nine, and two of these are marine reserves. The tenth reserve is about to be established. Protected areas in local nature reserves have increased from 0 to 3,791 hectares since 1999. The city manages around 2,000 hectares of green areas; 1,000 hectares of woodland, 150 hectares of pastureland, 50 hectares of meadows, and the remaining is parkland. The aim of the management of these areas is to strengthen biodiversity and enhance recreation and outdoor activities.

A GLIMPSE OF WHAT WE ARE TESTING IN HELSINGBORG

The city continuously constructs new wetlands, and the goal is one to two each year. Lawns in parks and other green areas are being transformed into meadows to attract more bees and pollinators. In addition to this the city annually arranges guided nature tours with the aim of reaching new groups that are not used to being outdoors and where they learn about nature. We use the balancing principle in all development projects in Helsingborg. This means that for every green area used for housing construction, the builder needs to compensate this loss


through an equivalent plantation that achieves the same green value on the property, or close to it. As a last resort, they must pay money to a fund that replants trees in a different location. Values lost through development can however not always be replaced or compensated for.

Fredriksdal – an outdoor museum, botanical garden and species bank

Fredriksdal is a place for old and new knowledge on farming and living a sustainable life. Every year about 6,000 pupils, from preschool up to university, take part in study visits. Fredriksdal offers a wide range of sustainability-themed activities and is the first, and so far the only, outdoor museum in Sweden that is certified by KRAV (Swedish certificate for organic food production). The city maintains a species bank for Scanian and Swedish cultivated crops at the Fredriksdal outdoor museum with the aim of preserving endangered crops and plants.

Trees in the city – taking on the challenge

Back in 2019, the City of Helsingborg was one of the first cities to champion the UNECE campaign Trees in Cities Challenge. Not only has the city pledged to plant thousands of trees, but it has also taken matters one step further by challenging residents and businesses to join the movement and plant trees on their own. 2021 marks the 23rd consecutive year in which 1,500 middle school children are planting trees through a project called the Children's Forest. The project combines the benefits of afforestation with allowing children to participate and build a kinship with trees and nature. So far, close to 35,000 children have helped plant more than 50,000 trees – creating both green engagement and value for the people and city of Helsingborg.



16 PEACE, JUSTICE AND STRONG INSTITUTIONS



GOAL 16. PROMOTE PEACEFUL AND INCLUSIVE SOCIETIES AND PROVIDE JUSTICE FOR ALL

Sweden has experienced 200 years of peace, and the population has a relatively high trust in institutions, the legal system, and government authorities. We have little corruption and a functioning democracy, as well as social institutions with a high degree of judicial security. The principle of public access to official records makes it easy to gain insight into political decisions, which in turn promotes transparency and combats corruption. Public trust is a Swedish superpower that is unfortunately becoming weaker. Suspicion towards the state, the municipality, and towards other people is on the rise. This has caused feelings of insecurity to grow across society. In an increasingly complex world, and with myriad causal connections contributing to our challenges, it is sometimes easy to search for simple truths. The spreading of disinformation along with insufficient fact-checking and source criticism – especially on social media – gives rise to the spread of ignorance, causes polarisation between different societal groups, and feeds an unhealthy notion of “us” versus “them”.

Development of the indicators for goal 16:

Indicator	Gender	Data for Helsingborg	Trend since 2015	Other larger cities in Sweden
Residents aged 16–84 who refrain from going out alone, proportion (%) Source: Public Health Agency of Sweden, health on equal terms Kolada ID (U01420)	♂	21 (2020)	➡	13 (2020) ➡
	♀	53 (2020)	↘	47 (2020) ↘
Organically farmed land (%) proportion of total arable land Source: Swedish Board of Agriculture Kolada ID (N00403)	Total	1 381 (2020)	↗	1 031 (2019) ↗
First-time voters who voted in the past municipal election, proportion (%) Source: Statistics Sweden Kolada ID U17413	♂	77 (2018)	* ↗	79
	♀	83 (2018)	↗	85

* statistics based on gender were not registered in years prior to the 2018 election year, which is why only the total amount can be used as comparison.

Arrow pointing up: positive development; Arrow side: development stagnated; Arrow pointing down: negative development

ANALYSIS

More people are voting in elections, even first-time voters. Civic surveys reflect how happy the citizens are regarding influence over municipal activities, where the questions concern how the citizens perceive information from authorities, their confidence in policy and administration, their contact with the municipality, as well as opportunities for individuals to influence political decisions and the city's development. The latest survey from 2020 shows that the people of Helsingborg now give a higher score than they did a few years ago. Helsingborg also scores higher than the national average. There is a positive development for multiple indicators, which may be a result of the city's efforts to engage and improve transparency for citizens, and promote trust and influence.

Many steps have also been taken to make Helsingborg feel safer. This has involved increased collaboration with civil society, businesses, and the police, as well as measures to increase safety in the city environment and in public spaces. We need to create conditions for mutual exchange and cooperation between city districts and encourage faith in the future among city residents in order to reduce polarisation between groups. Women and non-binary individuals are experiencing a greater vulnerability in the public space. A particularly high proportion of women in Helsingborg indicated that they dare not go out alone at night. Violent crime has dropped since the 1990s, and society has become more peaceful. Today, the highest risk of being subjected to violence is in criminal circuits between criminals and for women and children suffering domestic abuse from their husband and father.

A GLIMPSE OF WHAT WE ARE TESTING IN HELSINGBORG

Engaging with the ideas of citizens

Dialog 3.0 is an example of an active dialogue-driven citizen engagement. When the Million Programme district of Drottninghög is to undergo development and change, the residents are given an opportunity to influence, present ideas, and make their voices heard. As a method for collecting and listening to these ideas, a structured dialogue process called “Dialog 3.0” is used. The purpose of the dialogue is to raise awareness – especially among children and young people – of the area’s qualities and potential. It is also a way of channelling the commitment and knowledge of the residents.

The Vision Fund

The Vision Fund is an initiative to bolster participation and ingenuity among the people of Helsingborg funded by the City of Helsingborg. The fund’s goal is for the City of Helsingborg to become better at facilitating creative ideas from citizens and organisations. Funding and coaching can be applied for to realise ideas or projects that are deemed to contribute towards the city’s vision – Helsingborg 2035.

Dare to Care – a good neighbour’s campaign

Våga bry dig, or Dare to Care, is an educational initiative that the municipal housing enterprise Helsingborgshem is conducting with its tenants. It is becoming increasingly important in our society that we dare to care and that we are considerate to each other. Helsingborgshem is working to prevent domestic abuse by giving neighbours the tools to be able to, and dare to, act. It also serves to bring attention to those neighbours who may need help. It might be an elderly person showing signs of poor health, or a child in harm’s way. Dare to Care aims to increase the feeling of safety and happiness for all residents in Helsingborgshem homes. The campaign is spreading knowledge on how neighbours can act to look out for each other: “Knock on the door! You don’t need hang around, sometimes just knocking will help the situation. If necessary, call for help! Neighbours together can contribute to feeling safer in our neighbourhoods.”



Creative citizen **Jeanette Gostomski** got her project - "Guided rollerskate tours, around Helsinki" founded via The Vision Found.



GOAL 17. IMPLEMENTATION AND GLOBAL PARTNERSHIPS FOR SUSTAINABLE DEVELOPMENT

The municipality is collaborating with the business sector, academia, civil society, and the citizens to achieve the goals outlined in the 2030 Agenda. This is manifested to a large degree in the innovation initiative H22, where we together explore new solutions to the challenges of the future. This will result in a city expo on 30 May–3 July 2022, where the whole world is invited to share experiences on how we can clear the homestretch towards 2030. We want to inspire other cities while at the same time learning from others, all in an effort to reach further together. We see innovation as the tool that will help us progress towards realising the goals of the 2030 Agenda. We are collaborating with other twin towns and sister cities to exchange knowledge and experience on sustainable development. In parallel with this, we are promoting cross-sector collaboration between national and international industry pioneers to develop smart solutions for a better quality of life in sustainable cities.

69

A GLIMPSE OF WHAT WE ARE TESTING IN HELSINGBORG

Sustainable Helsingborg – a cooperation platform

In 2019–2020, a cooperation platform named Hållbart Helsingborg (Sustainable Helsingborg) has emerged in the city, where actors from different sectors can meet to tackle complex societal challenges. The purpose is to increase knowledge and understanding in addressing the challenges and test new approaches in an effort to make progress. In the long run, this will contribute to systemic change and promote co-creation and joint initiatives in tackling challenges.



THE PANDEMIC'S PROBABLE IMPACT ON THE GOALS

Goal 1:

Crises, such as the ongoing pandemic, have a worse impact on those who are already vulnerable. The pandemic has not only caused a healthcare crisis, but also an economic crisis. This has led to crises in several industries, such as the hotel, tourism, and restaurant industry, all of which have a major presence in Helsingborg. The result has been growing unemployment rates, especially for groups without a higher education and those who recently entered the labour market.

Goal 2:

The pandemic has hit vulnerable groups the hardest. Children and young people who live in households where financial resources are scant and who are now taking classes remotely risk eating less and eating less nutritious food, since they now miss out on school lunches. Many young people have been taking classes remotely during large parts of the year, and all training activities for children born earlier than 2007 have been cancelled, which inhibits healthy living habits. Obesity has become more common in the pandemic year of 2020. Increased working from home has had an impact on the amount of physical activity people engage in and the type of food they eat.

Goal 3:

The pandemic year has had an impact on people's everyday exercising. Travelling to work has decreased, including the small journeys made by foot or bike between, for example, the home and station, which reduces the amount of everyday physical activity. Fewer visit restaurants which could affect eating habits both to the better and for the worse, depending on the type of food and the individual's ability to prepare healthy meals at home. The production of fruit and vegetables from both Sweden and the rest of Europe will decrease as a result of a shortage of seasonal labour in agriculture, as noted by grocery stores. This entails a risk of price increases for fruit and vegetables which could hit hardest on low-income groups and unemployed that even before the crisis had the lowest intake of fruit and vegetables.

Goal 4:

During the pandemic, many children and young people have had to forego their leisure interests and socialising with friends and relatives. Sense of loneliness has therefore the pandemic year, not only been a problem among elderly but among all groups including children. Children who live in overcrowded homes and who now take their classes remotely have been particularly impacted. The schools are adapting their teaching so as to enable all students to partake in the lessons, even if their home conditions are not optimal. Students are also able to borrow computers to do schoolwork from home. A good wifi-connection has been a crucial factor for many residents this year. The city offers free wifi spots on several public spaces. Due to the pandemic regulations the public libraries have had fewer opening hours.

Goal 5:

Domestic violence has likely increased as people spend more time at home. There has not been an increase in reports of abuse, but it can be difficult for women staying at home with their abuser to make a report while under scrutiny. The social control under which many women, children, and LGBTQ individuals live has most likely increased as a result of the pandemic restrictions preventing people from socialising outside their families.

Goal 6:

No expected or known impact.

Goal 7:

The need for electrical energy has changed due to more people working from home. Electrical energy is needed during more hours in people's homes and less in central city locations, areas where offices are more common. This may likely impact how the electrical system infrastructure will need to be established in order to accommodate more people working from home if this becomes more common.

Goal 8:

Unemployment rates have primarily risen among young people aged 18–24. Retail outlets and the restaurant industry, which employ many young employees, are now struggling financially. Businesses have been forced to scale down or close. There is a risk that this pattern of unemployment will become difficult to break unless a quick adjustment can be achieved on the labour market and among the unemployed.

Goal 9:

Broadband and internet access has proven very important during the pandemic. Helsingborg had procedures for digital meetings in place and a well-developed broadband infrastructure, which facilitated the move to working from home and remote teaching.

Goal 10:

Those with a higher education and those with a permanent job or occupation in industries that were not extensively impacted by the pandemic have fared better financially. There is a risk that the gaps between societal groups will grow and become more permanent for an extended period to come.

Goal 11:

Traffic patterns have partially changed during the pandemic. Fewer people are using public transport and the city buses have fewer routes. Those who need to get to work use their car more. More bicycles are also being used. In the long term, the public transport sector may struggle to recover from the loss of passengers. The pandemic year has led to travelling becoming less equal.

The demand for larger homes has increased. If this trend is maintained, changes will be needed to how we build cities, from the services and functions needed near homes, to the amount of space allocated for homes and how the homes should be planned.

A higher unemployment rate may however eventually result in fewer people being able to afford to buy larger homes, which can have a long-term impact on housing prices.

We have seen a growing need for green spaces and recreational areas, and more extensive wear and tear has been observed in forests and nature areas near the city.

Goal 12:

Recycling centres have seen more visitors, and more bulky waste has been collected near homes. We can also see how waste generation has moved from businesses to homes. More people are travelling to rather than from Helsingborg for work, and more students from neighbouring municipalities are studying in Helsingborg, which has contributed to lower amounts of waste in Helsingborg during the pandemic year of 2020.

Goal 13:

Changes have occurred in the transport sector, and fewer people are using public transport. As of now, it is too early to say whether the pandemic has had any large impact on our emission goals.

Goal 14:

No expected or known impact.

Goal 15:

We have observed more people visiting our forests and nature areas. The wear and tear on nature has increased during the pandemic. People spending time in nature is essentially positive and yields many health benefits. But we need to become better at caring for our nature and better at complying with the rules of conduct already set in place.

Goal 16

The pandemic may result in greater insecurities concerning people's finances, and public spaces may be perceived as more unsafe. Domestic violence has likely increased as people spend more time at home.

Goal 17:

The pandemic may cause collaborations to be delayed or obstructed. But we choose to see the opportunities created by the rapid digital transformation that society was forced to undergo during the pandemic. It is likely that we would not have been able to establish the international contacts and collaborations we did during the writing of this review had it not been for this digital transformation, and cooperation within the city is also improving as a result of new platforms emerging to tackle shared challenges.

Contact Center

Postal address: 251 89 Helsingborg
Tel: +46 42 10 50 00
e-mail: kontaktcenter@helsingborg.se
helsingborg.se



HELSEINGBORG